

# Optimal Allocation of Interconnecting Links in Cyber-Physical Systems: Interdependence, Cascading Failures and Robustness

Osman Yağın, Dajun Qian, Junshan Zhang, and Douglas Cochran  
{oyagan, dqian, junshan.zhang, cochran}@asu.edu  
School of Electrical, Computer and Energy Engineering  
Arizona State University, Tempe, AZ 85287-5706 USA

**Abstract**—We consider a cyber-physical system consisting of two interacting networks, i.e., a cyber-network overlaying a physical-network. It is envisioned that these systems are more vulnerable to attacks since node failures in one network may result in (due to the interdependence) failures in the other network, causing a cascade of failures that would potentially lead to the collapse of the entire infrastructure. The robustness of interdependent systems against this sort of catastrophic failure hinges heavily on the allocation of the (interconnecting) links that connect nodes in one network to nodes in the other network. In this paper, we characterize the *optimum* inter-link allocation strategy against random attacks in the case where the topology of each individual network is unknown. In particular, we analyze the “regular” allocation strategy that allots exactly the same number of bi-directional inter-network links to all nodes in the system. We show, both analytically and experimentally, that this strategy yields better performance (from a network resilience perspective) compared to all possible strategies, including strategies using random allocation, unidirectional inter-links, etc.

**Keywords:** Interdependent networks, Cascading failures, Robustness, Resource allocation, Random graph theory.

## I. INTRODUCTION

Today’s worldwide network infrastructure consists a web of interacting cyber-networks (e.g., the Internet) and physical systems (e.g., the power grid). There is a consensus that integrated cyber-physical systems will emerge as the underpinning technology for major industries in the 21st century [9]. The smart grid is one archetypal example of such systems where the power grid network and the communication network for its operational control are coupled together and depend on each other; i.e., they are *interdependent*. While interdependency allows building systems that are larger, smarter and more complex, it has been observed [17] that interdependent systems tend to be more fragile against failures, natural hazards and attacks. For example, in the event of an attack to an interdependent system, the failures in one of the networks can cause failures of the dependent nodes in the other network and vice versa. This process may continue in a recursive manner and hence lead to a cascade of failures causing a catastrophic impact on the overall cyber-physical system. In fact, the cascading effect of even a partial Internet blackout could disrupt major national infrastructure networks involving Internet services, power grids and financial markets [3]. Real-

world examples include the 2003 blackout in the northeastern United States and southeastern Canada [17] and the electrical blackout that affected much of Italy on 28 September 2003 [3].

### A. Background and Related Work

Despite recent studies of cascading failures in complex networks, the dynamics of such failures and the impact across multiple networks are not well understood. There is thus a need to develop a new network science for modeling and quantifying cascading failures, and to develop network management algorithms that improve network robustness and ensure overall network reliability against cascading failures. Most existing studies on failures in complex networks consider single networks only. A notable exception is the very recent work of Buldyrev et al. [3] in which a “one-to-one correspondence” model for studying the ramifications of interdependence between two networks is set forth. This model considers two networks of the same size, say network  $A$  and network  $B$ , where each node in network  $A$  depends on one and only one node in network  $B$  and vice versa. In other words, each node in network  $A$  has one bi-directional *inter-edge* connecting it to a *unique* node in network  $B$ . Furthermore, it is assumed that a node in either network can function *only if* it has support from the other network; i.e., it is connected (via an inter-edge) to at least one functioning node from the other network.

The robustness of the one-to-one correspondence model was studied in [3] using a similar approach to that of the works considering single networks [5], [7]. Specifically, it is assumed that a random attack is launched upon network  $A$ , causing the failure of a fraction  $1 - p$  of the nodes; this was modeled by a random removal of a fraction  $1 - p$  of the nodes from network  $A$ . Due to the interdependency, these initial failures lead to node failures from network  $B$ , which in turn may cause further failures from network  $A$  thereby triggering an avalanche of cascading failures. To evaluate the robustness of the model, the size of the functioning parts of both networks are computed at each stage of the cascading failure until a *steady state* is reached; i.e., until the cascade of failure ends. One of the important findings of [3] was to show the existence of a critical threshold on  $p$ , denoted by  $p_c$ , above which a considerable

fraction of nodes in both networks remain functional at the steady state; on the other hand, if  $p < p_c$ , both networks go into a complete fragmentation and the entire system collapses. Also, it is observed in [3] that interdependent network systems have a much larger  $p_c$  compared to that of the individual constituent networks; this is compatible with the observation that interdependent networks are more vulnerable to failures and attacks.

The original work of Buldyrev et al. [3] has received much attention and spurred the study of interdependent networks in many different directions; e.g., see [4], [6], [10], [14], [15], [16]. One major vein of work, including [4], [14], [16], aims to extend the findings of [3] to more realistic scenarios than the one-to-one correspondence model. More specifically, in [4] the authors consider a one-to-one correspondence model with the difference that mutually dependent nodes are now assumed to have the same number of neighbors in their own networks; i.e., their intra-degrees are assumed to be the same. In [14] the authors consider the case where only a fraction of the nodes in network  $A$  depend on the nodes in network  $B$ , and vice versa. In other words, some nodes in one network are assumed to be *autonomous*, meaning that they do not depend on nodes of the other network to function properly. Nevertheless, in [14] it was still assumed that a node can have *at most* one supporting node from the other network. More recently, Shao et al. [16] pointed out the fact that, in a realistic scenario, a node in network  $A$  may depend on more than one node in network  $B$ , and vice versa. In this case, a node will function as long as at least one of its supporting nodes is still functional. To address this case, Shao et al. [16] proposed a model where the inter-edges are unidirectional and each node supports (and is supported by) a *random* number of nodes from the other network. In a different line of work, Schneider et al. [15] adopted a design point of view and explored ways to improve the robustness of the one-to-one correspondence model by letting some nodes be autonomous. More precisely, they assume that the topologies of networks  $A$  and  $B$  are known and propose a method, based on degree and centrality, for choosing the autonomous nodes properly in order to maximize the system robustness.

## B. Summary of Main Results

In this study, we stand in the intersection of the two aforementioned lines of work. First, we consider a model where inter-edges are allocated *regularly* in the sense that all nodes have exactly the *same* number of *bi-directional* inter-edges, assuming that no topological information is available. This ensures a uniform support-dependency relationship where each node supports (and is supported by) the same number of nodes from the other network. We analyze this new model in terms of its robustness against random attacks via characterizing the steady state size of the functioning parts of each network as well as the critical fraction  $p_c$ . In this regard, our work generalizes the studies on the one-to-one correspondence model and the model studied by Shao et al. [16]. From a design perspective, we show analytically that the proposed method of *regular* inter-edge allocation improves the robustness of the

system over the random allocation strategy studied in [16]. Indeed, for a given *expected* value of inter-degree (the number of nodes it supports *plus* the number of nodes it depends upon) per node, we show that: i) it is better (in terms of robustness) to use bi-directional inter-links than unidirectional links, and ii) it is better (in terms of robustness) to deterministically allot each node exactly the same number of bi-directional inter-edges rather than allotting each node a random number of inter-edges.

These results imply that if the topologies of network  $A$  and network  $B$  are unknown, then the optimum inter-link allocation strategy is to allot exactly the same number of bi-directional inter-edges to all nodes. Even if the statistical information regarding the networks is available; e.g., say it is known that network  $A$  is an Erdős-Rényi [2] network and network  $B$  is a scale-free network [1], regular inter-edge allocation is still the best strategy in the absence of the detailed topological information; e.g., in the case where it is not possible to estimate the nodes that are likely to be more important in preserving the connectivity of the networks, say nodes with high betweenness [8]. Intuitively, this makes sense because without knowing which nodes play a key role in preserving the connectivity of the networks, it is best to treat all nodes “identically” and give them equal priority in inter-edge allocation.

The theoretical results in this paper are also supported by extensive computer simulations. Numerical results are given for the case where both networks are Erdős-Rényi (ER) and the optimality of the regular allocation strategy is verified. To get a more concrete sense, assume that  $A$  and  $B$  are ER networks with  $N$  nodes and average degree 4. When inter-edges are allocated regularly so that each node has exactly 2 bi-directional inter-edges, the critical threshold  $p_c$  is equal to 0.43. However, for the same networks  $A$  and  $B$ , if the number of inter-edges follows a Poisson distribution with mean 2, the critical  $p_c$  turns out to be equal to 0.82. This is a significant difference in terms of robustness, since in the former case the system is resilient to the random failure of up to 57% of the nodes while in the latter case, the system is resilient to the random failure of up to only 18% of the nodes.

To the best of our knowledge, this paper is the first work that characterizes the robustness of interdependent networks under regular allocation of bi-directional inter-edges. Also, it is the first work that determines analytically and experimentally the optimum inter-edge allocation strategy in the absence of topological information. We believe that our findings along this line shed light on the design of interdependent systems.

## C. Structure of the Paper

The paper is organized as follows. In Section II, we introduce the system model and present an overview of cascading failures. The behavior of this model under random attacks is analyzed in Section III, where the functional size of the networks is characterized. Section IV is devoted to proving the optimality of regular inter-link allocation, while in Section V we give numerical examples and simulation results. Possible

TABLE I

KEY NOTATION IN THE ANALYSIS OF CASCADING FAILURES

$A_i, B_i$	the functioning giant components in A and B at stage $i$
$p_{A_i}, p_{B_i}$	the fractions corresponding to functioning giant components at stage $i$ , $ A_i  = p_{A_i}N$ , $ B_i  = p_{B_i}N$
$\bar{A}_i, \bar{B}_i$	the remaining nodes in A and B retaining at least one inter-edge at stage $i$ .

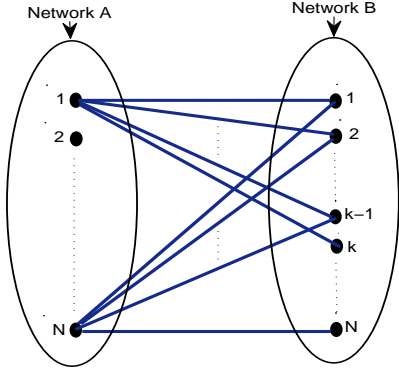


Fig. 1. A sketch of the proposed system model, namely the regular allocation strategy of bi-directional inter-edges: Each node in A is connected to exactly  $k$  nodes in B, and vice versa.

future research is explained and the paper is concluded in Section VI.

## II. SYSTEM MODEL

We consider a cyber-physical system consisting of two interacting networks, say network A and network B. For simplicity, both networks are assumed to have  $N$  nodes and the vertex sets in their respective graphical representations are denoted by  $\{v_1, \dots, v_N\}$  and  $\{v'_1, \dots, v'_N\}$ . We refer to the edges connecting nodes within the same network as *intra-edges* and those connecting nodes from two different networks as *inter-edges*. Simply put, we assume that a node can function *only* if it is connected (via an inter-edge) to at least one functioning node in the other network [3]; and we will elaborate further on this. Clearly, the interdependency between two networks is intimately related to the inter-edges connecting them. In this study, inter-edges are assumed to be bi-directional so that it is convenient to use an  $N \times N$  interdependency matrix  $\mathbf{C}$  to represent the bi-directional inter-edges between networks A and B. Specifically, for each  $n, m = 1, \dots, N$ , let

$$(\mathbf{C})_{nm} = \begin{cases} 1 & \text{if } v_n \text{ and } v'_m \text{ depend on each other} \\ 0 & \text{otherwise} \end{cases} \quad (1)$$

We also assume that inter-edges are allocated *regularly* so that each node has exactly  $k$  inter-edges, where  $k$  is an integer satisfying  $k \leq N$ . Without loss of generality, this strategy can be implemented in the following manner: For each  $n = 1, 2, \dots, N$ , let the interdependency matrix be given by

$$(\mathbf{C})_{nm} = \begin{cases} 1 & \text{if } m = n, n \oplus 1, \dots, n \oplus (k-1) \\ 0 & \text{otherwise,} \end{cases} \quad (2)$$

where we define  $n \oplus l = n + l - \mathbf{1}[n + l > N] \cdot N$ ; see also Figure 1.

We are interested in evaluating the network robustness in the case of random node failures (or equivalently random attacks).

Specifically, in the dynamics of cascading failures, we assume that a node is *functioning* at Stage  $i$  if the following conditions are satisfied [3], [16]: i) The node has at least one inter-edge with a node that was functioning at Stage  $i - 1$ ; ii) The node belongs to the giant (i.e., the largest) component of the sub-network formed by the nodes (of its own network) that satisfy condition i). For both networks, a giant component consisting of functioning nodes will be referred to as a *functioning giant component*.

We assume that the cascade of failures is triggered by the failure of a fraction  $1 - p$  of the nodes in network A. We further assume that these  $(1 - p)N$  nodes are chosen (say by the attacker) uniformly at random amongst all nodes in network A. By the definitions given above, it can be seen that after the initial attack, only nodes in the functioning giant component of A can operate properly. As a result of that, in the next stage, some of the nodes in network B may end up losing all of their inter-connections and turn dysfunctional. In that case, the nodes that can function properly in network B will only be those in the functioning giant component of B. But, this fragmentation of network B may now trigger further failures in network A due to nodes that lose all their B-connections. Continuing in this manner, the cascade of failures propagates alternately between A and B, eventually (i.e., in steady state) leading to either: 1) *residual functioning giant components in both networks*, or 2) *complete failure of the entire system*. For an illustrative example, see Figure 2 where a cascading failure is demonstrated for a pair of interdependent networks with  $N = 6$  nodes,  $k = 2$ , and  $p = 2/3$ .

## III. ANALYSIS OF CASCADING FAILURES UNDER REGULAR ALLOCATION OF INTER-EDGES

In this section, we analyze the dynamics of cascading failures in two interacting networks. A principal objective of this study is to quantify the effectiveness of the regular allocation strategy for network robustness, by means of: i) characterizing the size of the remaining giant components in networks A and B after the cascade has reached a steady state, and ii) finding the corresponding critical threshold  $p_c$ . To these ends, we will use the technique of generating functions [12], [13] to analyze the sizes of functioning giant components in the two networks at each stage. For convenience, the notation used in the calculations is summarized in Table I.

### A. Stage 1: Random Failure of Nodes in Network A

Following the failures of a fraction  $1 - p$  of randomly selected nodes in network A, the remaining network  $\bar{A}_1$  has

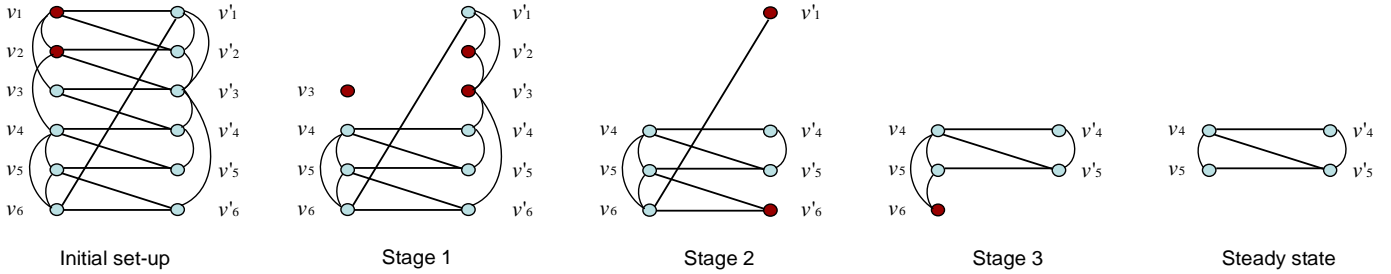


Fig. 2. An illustration of cascading failures in two interdependent networks. Network  $A$  with nodes  $\{v_1, v_2, \dots, v_6\}$  and network  $B$  with nodes  $\{v'_1, v'_2, \dots, v'_6\}$  are interdependent with each node having exactly two bi-directional inter-edges. Initially, a random attack causes the failure of nodes  $v_1$  and  $v_2$ . In stage 1,  $v_1$  and  $v_2$  are removed from the system along with all the links (inter and intra) that are incident upon them. As a result, node  $v_3$  becomes disconnected from the functioning giant component of network  $A$ , and thus fails. These failures then cause the nodes  $v'_2$  and  $v'_3$  to fail as they lose all their supports; i.e., all the inter-edges that are incident upon them are removed. In stage 2, we see the effect of removing  $v'_2$  and  $v'_3$  from network  $B$ : nodes  $v'_1$  and  $v'_6$  fail as they become disconnected from the functioning giant component. The failure of nodes  $v'_1$  and  $v'_6$  then leads to the failure of node  $v_6$  in stage 3, since  $v_6$  was being supported solely by  $v'_1$  and  $v'_6$ . By removal of the node  $v_6$ , the failures stop and the system reaches steady state.

size  $pN$ ; since we eventually let  $N$  grow large,  $pN$  can be approximated as an integer. As in [3], [12], [13], [16], we use the technique of generating functions to quantify the fraction of the functioning giant component  $A_1 \subset \bar{A}_1$ . Specifically, let the function  $P_A(p)$  determine the fraction of the giant component in a random subgraph that occupies a fraction  $p$  of the nodes in network  $A$  (the exact calculation of  $P_A(p)$  will be elaborated later). It follows that the functioning giant component has size

$$|A_1| = pP_A(p)N := p_{A1}N. \quad (3)$$

As shall become apparent soon, at the end of each stage it is necessary to determine not only the size of the functioning giant component, but also the specific inter-edge distribution over the functioning nodes; i.e., the numbers of functioning nodes having particular numbers of inter-edges. *Indeed, this is what makes the analysis of the regular allocation model more complicated than the models considered in [3], [14], [16].* Here, at the end of Stage 1, each node in  $A_1$  has still  $k$  inter-edges from network  $B$  since network  $B$  has not changed yet.

### B. Stage 2 : Impact of Random Node Failures in Network $A$ on Network $B$

As the functioning part of network  $A$  fragments from  $A$  to  $A_1$  (in Stage 1), some of the inter-edges that were supporting  $B$ -nodes would be removed. Observe that the probability of removal can be approximated by  $1 - |A_1|/|A| = 1 - p_{A1}$  for each inter-edge. With this perspective, a  $B$ -node loses  $k - j$  of its inter-edges with probability  $\binom{k}{j} p_{A1}^j (1 - p_{A1})^{k-j}$ . Moreover, it stops functioning with probability  $(1 - p_{A1})^k$  due to losing all  $k$  of its inter-edges. As a result, with  $\bar{B}_2$  denoting the set of nodes in  $B$  that retain at least one inter-edge, we have

$$|\bar{B}_2| = (1 - (1 - p_{A1})^k) N = p'_{B2}N, \quad (4)$$

where  $p'_{B2} = 1 - (1 - p_{A1})^k$ . Also, the distribution of inter-edges over the nodes in  $\bar{B}_2$  is given by

$$|\bar{B}_2|_j = \binom{k}{j} p_{A1}^j (1 - p_{A1})^{k-j} N, \quad j = 1, 2, \dots, k, \quad (5)$$

with  $|\bar{B}_2|_j$  denoting the number of nodes in  $\bar{B}_2$  that have  $j$  inter-edges.

As in Stage 1, the size of the functioning giant component  $B_2 \subset \bar{B}_2$  can be predicted by

$$|B_2| = p'_{B2} P_B(p'_{B2}) N = p_{B2} N, \quad (6)$$

where  $P_B(\cdot)$  is defined analogously to the definition of  $P_A(\cdot)$  given in Section III-A. Obviously, each node in  $\bar{B}_2$  can survive as a functioning node in  $B_2$  with probability  $P_B(p'_{B2})$ . Thus, for each  $j = 1, 2, \dots, k$ , the number of nodes in  $B_2$  that have  $j$  inter-edges is given (in view of (5)) by

$$|B_2|_j = P_B(p'_{B2}) \binom{k}{j} p_{A1}^j (1 - p_{A1})^{k-j} N. \quad (7)$$

### C. Stage 3 : Further A-Nodes Failures due to B-Node Failures

Due to the fragmentation of the functional part of network  $B$  from  $\bar{B}_2$  to  $B_2$  (not  $B$  to  $B_2$ ), some of the nodes in  $A_1$  may now lose all their inter-edges and stop functioning. To compute the probability of this event, first observe that each inter-edge from  $\bar{B}_2$  to  $A_1$  will be removed with an approximate probability of  $1 - |B_2|/|\bar{B}_2| = 1 - P_B(p'_{B2})$ . Hence the probability that a node in  $A_1$  will lose all of its inter-edges is given by  $(1 - P_B(p'_{B2}))^k$ . It also follows that the size of the network  $\bar{A}_3 \subset A_1$  comprised of the nodes that did not lose all their inter-connections is given via

$$|\bar{A}_3| = p_{A1} (1 - (1 - P_B(p'_{B2}))^k) N. \quad (8)$$

In other words, in passing from  $A_1$  to  $\bar{A}_3$ , a fraction  $1 - |\bar{A}_3|/|A_1| = (1 - P_B(p'_{B2}))^k$  of the nodes have failed. As previously, the next step is to compute the size of the functioning giant component  $A_3 \subset \bar{A}_3$ . However, this a challenging task as noted in [3]. Instead, we view the joint effect of the node failures in Stage 1 and Stage 3 as equivalent (in terms of the

size of the resulting functional giant component; i.e.,  $|A_3|$ ) to the effect of an initial random attack that targets an appropriate fraction (to be determined later) of the nodes. Intuitively, the node failures in  $A_1$  at Stage 3 (i.e., the removal of a fraction  $(1 - P_B(p'_{B_2}))^k$  of nodes from  $A_1$ ) have the same effect as taking out the same portion from  $\bar{A}_1$  [3]. In other words, it is equivalent to the removal of a fraction  $p(1 - P_B(p'_{B_2}))^k$  of the nodes from  $A$ . Recalling also that a fraction  $1 - p$  of the nodes in network  $A$  failed as a result of the initial attack at Stage 1, we find that the fragmentation of  $A$  to  $\bar{A}_3$  can as well be modeled (with respect to the size of  $A_3$ ) by an initial attack targeting a fraction

$$1 - p + p(1 - P_B(p'_{B_2}))^k = 1 - p(1 - (1 - P_B(p'_{B_2}))^k)$$

of the nodes. It is now a standard step to conclude that, with  $p'_{A_3} = p(1 - (1 - P_B(p'_{B_2}))^k)$ , the size of the functioning giant component  $A_3$  is given by

$$|A_3| = p'_{A_3} P_A(p'_{A_3}) N = p_{A_3} N. \quad (9)$$

#### D. Stage 4 : Further Fragmentation of Network B

Due to the network fragmentation from  $\bar{A}_3$  to  $A_3$  in Stage 3, each inter-edge supporting a  $B_2$ -node will be disconnected with probability that equals the proportion nodes in  $\bar{A}_3$  that did not survive to  $A_3$ ; i.e.,  $1 - |A_3|/|\bar{A}_3| = 1 - P_A(p'_{A_3})/P_A(p)$  by (8) and (9). Consequently, a node in  $B_2$  with  $j$  inter-edges will stop functioning with probability  $(1 - P_A(p'_{A_3})/P_A(p))^j$ . Recalling also the inter-edge distribution (7), the fraction  $L$  of node failures in  $B_2$  is given by

$$\begin{aligned} L &= \frac{1}{N} \sum_{j=1}^k |B_2|_j \left(1 - \frac{P_A(p'_{A_3})}{P_A(p)}\right)^j \\ &= P_B(p'_{B_2}) \sum_{j=1}^k \binom{k}{j} p_{A_1}^j (1 - p_{A_1})^{k-j} \left(1 - \frac{P_A(p'_{A_3})}{P_A(p)}\right)^j \\ &= P_B(p'_{B_2}) \left( \left(1 - p_{A_1} \frac{P_A(p'_{A_3})}{P_A(p)}\right)^k - (1 - p_{A_1})^k \right) \\ &= P_B(p'_{B_2}) \left( (1 - p P_A(p'_{A_3}))^k - (1 - p_{A_1})^k \right). \end{aligned}$$

Since  $|\bar{B}_4| = |B_2| - LN$ , it follows that

$$|\bar{B}_4| = P_B(p'_{B_2}) \left(1 - (1 - p P_A(p'_{A_3}))^k\right) N. \quad (10)$$

In order to compute the size of the functioning giant component  $B_4 \subset \bar{B}_4$ , we proceed as in Stage 3. Specifically, we view the joint effect of node removals in Stage 2 and Stage 4 as equivalent to that of an initial random attack which targets an appropriate fraction of the nodes. To determine this fraction, first observe that the failures in Stage 3 have triggered further node failures in  $B_2$  resulting a fraction

$$1 - |\bar{B}_4|/|B_2| = 1 - (1 - (1 - p P_A(p'_{A_3}))^k)/p'_{B_2} \quad (11)$$

of the nodes' failure. Next, note that the effect of these failures on  $|B_4|$  is equivalent to that of taking out the same fraction of nodes from  $\bar{B}_2$  [3]. Moreover, it has the same effect as taking

out a fraction  $p'_{B_2} \left\{1 - (1 - (1 - p P_A(p'_{A_3}))^k)/p'_{B_2}\right\}$  of the nodes in  $B$ . Now, recalling that a fraction  $1 - p'_{B_2}$  of nodes in  $B$  have failed in Stage 2, we conclude that the joint effect of cascading failures in Stage 2 and Stage 4 (on  $|B_4|$ ) is identical to that of an initial random attack which targets a fraction

$$\begin{aligned} 1 - p'_{B_2} + p'_{B_2} \left(1 - \frac{1 - (1 - p P_A(p'_{A_3}))^k}{p'_{B_2}}\right) \\ = (1 - p P_A(p'_{A_3}))^k \end{aligned}$$

of nodes. As previously, with  $p'_{B_4} = 1 - (1 - p P_A(p'_{A_3}))^k$  we conclude that the size of the functioning giant component  $B_4$  is given by  $|B_4| = p'_{B_4} P_B(p'_{B_4}) N = p_{B_4} N$ .

#### E. Cascading Dynamics of Node Failures

As mentioned earlier, the main goal of this section is to characterize the size of the functional giant components in steady state. Indeed, along the lines outlined above, one can obtain the sizes of all functioning giant components  $A_1 \supset A_3 \supset \dots \supset A_{2m+1}$  and  $B_2 \supset B_4 \supset \dots \supset B_{2m}$  for any integer  $m$ . However, it is easy to observe the pattern in the expressions obtained so far and conclude that with  $p'_{A_1} = p$  the size of all giant components are given by the recursive relations

$$\begin{aligned} p_{A_i} &= p'_{A_i} P_A(p'_{A_i}), \\ p'_{A_i} &= p \left(1 - (1 - P_B(p'_{B_{i-1}}))^k\right), \quad i = 3, 5, 7, \dots \end{aligned} \quad (12)$$

and

$$\begin{aligned} p_{B_i} &= p'_{B_i} P_B(p'_{B_i}), \\ p'_{B_i} &= 1 - (1 - p P_A(p'_{A_{i-1}}))^k, \quad i = 2, 4, 6, \dots \end{aligned} \quad (13)$$

This recursive process stops at an ‘‘equilibrium point’’ where we have  $p'_{B_{2m-2}} = p'_{B_{2m}}$  and  $p'_{A_{2m-1}} = p'_{A_{2m+1}}$  so that neither network A nor network B fragments further. Setting  $x = p'_{A_{2m+1}}$  and  $y = p'_{B_{2m}}$ , this yields the transcendental equations

$$x = p \left(1 - (1 - P_B(y))^k\right) \quad y = 1 - (1 - p P_A(x))^k. \quad (14)$$

The analysis carried out up to this point is valid for *all* networks, irrespective of their intra-structures. In principle, for specific intra-structures of networks  $A$  and  $B$  (which determine the functions  $P_A$  and  $P_B$ , respectively), the system (14) of equations can be solved for given  $p$  and  $k$ . The steady-state fractions of nodes in the giant components can then be computed by using the relations  $\lim_{i \rightarrow \infty} p_{A_i} := P_{A_\infty} = x P_A(x)$  and  $\lim_{i \rightarrow \infty} p_{B_i} := P_{B_\infty} = y P_B(y)$ . Indeed, in Section V, we consider a special case where both networks  $A$  and  $B$  are Erdős-Rényi (ER) graphs [2] and give solutions of the system (14) for several values of  $p$  and  $k$ .

#### IV. OPTIMALITY OF REGULAR ALLOCATION STRATEGY

In this section, we show analytically that the regular allocation strategy always yields stronger robustness than other strategies and thus it is optimal in the absence of intra-topology information. In the following, we refer to the system that uses the regular allocation strategy as System 1. Specifically, we

consider two networks  $A$  and  $B$  where each node is uniformly supported by  $k$  bi-directional inter-edges. For convenience, we denote the fractions in the recursive relations (12)-(13) as  $p'_{Ai}(p; k)$  and  $p'_{Bi}(p; k)$ , where  $1 - p$  is the initial fraction of failed nodes in network  $A$ . Also, we let  $P_{A_\infty^1}(p; k)$  and  $P_{B_\infty^1}(p; k)$  be the steady-state fractions of functional giant components of the two networks, respectively. Finally, we use  $p_{c_1}(k)$  to denote the critical threshold associated with System 1.

In what follows, we first investigate the dynamics of cascading failures in the auxiliary System 2, where bi-directional inter-edges are distributed *randomly* amongst nodes. The analysis is carried out under a *generic* inter-degree distribution so that all possible (bi-directional) inter-link allocation strategies are covered. By making use of the convexity property and Jensen's inequality, we show that for a fixed mean inter-degree, System 2 achieves the highest robustness against random attacks when its inter-degree distribution degenerates, i.e.; when all nodes have exactly the same number of inter-edges so that System 2 is equivalent to System 1. Therefore, we conclude that regular allocation yields the strongest robustness amongst all possible (bi-directional) inter-link allocation strategies. Next, we show that systems with bi-directional inter-edges can better combat the cascading failures compared to the systems with unidirectional inter-edges [16]. Together, these results prove the optimality of the inter-link allocation strategy in System 1; i.e., regular allocation of bi-directional inter-edges.

#### A. Analysis of Random Allocation Strategy

We now introduce the auxiliary System 2. Consider two arbitrary networks  $A$  and  $B$ , each with  $N$  nodes, and a discrete probability distribution  $F: \mathbb{N} \rightarrow [0, 1]$ , such that

$$F(j) = \alpha_j, \quad j = 0, 1, \dots, \quad (15)$$

with  $\sum_{j=0}^{\infty} \alpha_j = 1$ .

To allocate the interdependency links, we first partition each network randomly into subgraphs with sizes  $\alpha_0 N, \alpha_1 N, \alpha_2 N, \dots$ .<sup>1</sup> By doing so, we can obtain subgraphs  $\{S_{A_{\alpha_0}}, S_{A_{\alpha_1}}, S_{A_{\alpha_2}}, \dots\}$  and  $\{S_{B_{\alpha_0}}, S_{B_{\alpha_1}}, S_{B_{\alpha_2}}, \dots\}$ , such that

$$|S_{A_{\alpha_j}}| = |S_{B_{\alpha_j}}| = \alpha_j N, \quad j = 0, 1, \dots$$

Then, for each  $j = 0, 1, \dots$ , assume that each node in the subgraphs  $S_{A_{\alpha_j}}$  and  $S_{B_{\alpha_j}}$  is assigned  $j$  bi-directional inter-edges. This ensures that the inter-degree of each node is a *random* variable drawn from the distribution  $F$ ; i.e., an arbitrary node will have  $j$  inter-edges with probability  $\alpha_j$ , for each  $j = 0, 1, \dots$ . It is worth noting that the inter-degrees of the nodes are *not* mutually independent since the total number of inter-edges is fixed at  $E = \sum \alpha_j j N$  for both networks.

We have a few more words on the possible implementation of the above random allocation strategy. Observe that

<sup>1</sup>For  $N$  large enough, each of these subgraph sizes can be well approximated by an integer.

each bi-directional edge can be treated equivalently as two unidirectional edges. In this way, there are a total of  $2E$  unidirectional inter-edges in the system, where  $E$  edges are going outward from network  $A$  and the other  $E$  edges are going outward from network  $B$ . We randomly match each unidirectional edge going outward from  $A$  to a unique edge going outward from  $B$  and combine them into a single bi-directional edge. To this end, let the edges going outward from  $A$  and  $B$  be separately labeled as  $e = \{e_1, \dots, e_E\}$  and  $e' = \{e'_1, \dots, e'_E\}$ , respectively. Next, use the Knuth shuffle algorithm [11] to obtain random permutations  $\bar{e} = \{\bar{e}_1, \dots, \bar{e}_E\}$  and  $\bar{e}' = \{\bar{e}'_1, \dots, \bar{e}'_E\}$  of the vectors  $e$  and  $e'$ , respectively. Finally, for each  $i = 1, \dots, E$ , match the unidirectional inter-edges  $\bar{e}_i$  and  $\bar{e}'_i$  to obtain  $E$  bi-directional inter-edges.

We now analyze the dynamics of cascading failures in System 2 using an iterative approach similar to that in Section III. For brevity, we skip most of the details and give only an outline of the arguments that lead to the sizes of functional giant components. The main difference from the analysis of Section III is that the fractions of nodes in  $A$  and  $B$  retaining at least one inter-edge, i.e., the fractions  $\bar{A}_i$  and  $\bar{B}_i$ , need to be calculated differently from (8) and (10) due to the random inter-degree of each node.

Owing to the fragmentation from  $\bar{B}_{i-1}$  to  $B_{i-1}$ , each inter-edge supporting  $A$  could be disconnected with probability  $1 - |B_{i-1}|/|\bar{B}_{i-1}|$ , triggering further failures in network  $A$  at step  $i$ . With this insight, the aggregate effect of the failures in  $B$  up to stage  $i$  can be treated equivalently (with respect to the size of  $A_i$ ) as removing each inter-edge supporting  $A$  with probability  $1 - u_i$ . According to Section III,  $u_i$  can be derived as follows:

$$u_i = \prod_{\ell=1}^{(i-1)/2} \frac{|B_{2\ell}|}{|\bar{B}_{2\ell}|} = P_B(p'_{B_{i-1}}) \quad i = 3, 5, 7, \dots, \quad (16)$$

Similarly, the aggregate effect of node failures in  $A$  before step  $i$  can be viewed as equivalent to removing each inter-edge supporting  $B$  with probability  $1 - v_i$  (with respect to the size of  $B_i$ ) such that

$$v_i = \frac{|A_1|}{|A|} \prod_{\ell=1}^{i/2-1} \frac{|A_{2\ell+1}|}{|\bar{A}_{2\ell+1}|} = p P_A(p'_{A_{i-1}}) \quad i = 2, 4, 6, \dots \quad (17)$$

In System 2, each node is supported by  $j$  inter-edges with probability  $\alpha_j$ . In view of this, at step  $i$ , a node in network  $A$  would retain at least one inter-edge with probability  $1 - \sum_{j=0}^{\infty} \alpha_j (1 - u_i)^j$ . Recalling also that a fraction  $1 - p$  of the nodes had already failed before the onset of the cascading failure, the equivalent remaining fraction of network  $A$  at stage  $i$  is given by:

$$\begin{aligned} p'_{Ai} &= p \left( 1 - \sum_{j=0}^{\infty} \alpha_j (1 - u_i)^j \right) \\ &= p \left( 1 - \sum_{j=0}^{\infty} \alpha_j (1 - P_B(p'_{B_{i-1}}))^j \right). \end{aligned}$$

Similarly, the equivalent remaining fraction of network  $B$  turns out to be

$$\begin{aligned} p'_{Bi} &= 1 - \sum_{j=0}^{\infty} \alpha_j (1 - v_i)^j \\ &= 1 - \sum_{j=0}^{\infty} \alpha_j (1 - pP_A(p'_{Ai-1}))^j. \end{aligned}$$

Hence, the fractional sizes of the giant components at each stage are given (with  $p'_{A1} = p$ ) by

$$\begin{aligned} p_{Ai} &= p'_{Ai} P_A(p'_{Ai}), \\ p'_{Ai} &= p \left( 1 - \sum_{j=0}^{\infty} \alpha_j (1 - P_B(p'_{Bi-1}))^j \right), \end{aligned} \quad (18)$$

for  $i = 3, 5, 7, \dots$ , and by

$$\begin{aligned} p_{Bi} &= p'_{Bi} P_B(p'_{Bi}), \\ p'_{Bi} &= 1 - \sum_{j=0}^{\infty} \alpha_j (1 - pP_A(p'_{Ai-1}))^j, \end{aligned} \quad (19)$$

for  $i = 2, 4, 6, \dots$ . We next show that System 1 is always more robust than System 2 against random attacks by comparing the recursive relations (12)-(13) and (18)-(19).

### B. Regular Allocation versus Random Allocation

We now compare Systems 1 and 2 in terms of their robustness against random attacks. For convenience, we use a vector  $\alpha = (\alpha_0, \alpha_1, \dots)$  to characterize the inter-degree distribution  $F$ , where  $F(j) = \alpha_j$ . Next, we denote the fractions in the recursive relations (18)-(19) as  $p_{Ai}(p; \alpha)$ ,  $p'_{Ai}(p; \alpha)$  and  $p_{Bi}(p; \alpha)$ ,  $p'_{Bi}(p; \alpha)$ . Also, we let  $P_{A\infty}^2(p; \alpha)$  and  $P_{B\infty}^2(p; \alpha)$  be the respective steady-state fractions of the functional giant components in the two networks where  $1 - p$  is the fraction of initially failed nodes in network  $A$ . In other words, we set  $\lim_{i \rightarrow \infty} p_{Ai}(p; \alpha) := P_{A\infty}^2(p; \alpha)$  and  $\lim_{i \rightarrow \infty} p_{Bi}(p; \alpha) := P_{B\infty}^2(p; \alpha)$ . Finally, we denote the critical threshold associated with System 2 by  $p_{c_2}(\alpha)$ .

Assume that network  $A$  (respectively network  $B$ ) of Systems 1 and 2 have the same size  $N$  and the same intra-degree distribution such that the functions  $P_A$  (respectively  $P_B$ ) are identical for both systems. The next result shows that if the two systems are ‘‘matched’’ through their mean inter-degrees, i.e., if  $k = \sum_{j=0}^{\infty} \alpha_j j$ , System 1 always yields stronger robustness than System 2 against random node failures.

*Theorem 4.1: Under the condition*

$$k = \sum_{j=0}^{\infty} \alpha_j j, \quad (20)$$

we have

$$\begin{aligned} P_{A\infty}^1(p; k) &\geq P_{A\infty}^2(p; \alpha), \\ P_{B\infty}^1(p; k) &\geq P_{B\infty}^2(p; \alpha); \end{aligned} \quad (21)$$

and furthermore

$$p_{c_1}(k) \leq p_{c_2}(\alpha). \quad (22)$$

**Proof:** Since  $P_A$  and  $P_B$  are monotonically increasing functions [13], a sufficient condition ensuring (21) will hold is

$$\begin{aligned} p'_{Ai}(p; k) &\geq p'_{Ai}(p; \alpha), \quad i = 3, 5, 7, \dots, \\ p'_{Bi}(p; k) &\geq p'_{Bi}(p; \alpha), \quad i = 2, 4, 6, \dots, \end{aligned} \quad (23)$$

where  $p'_{Ai}(p; k)$ ,  $p'_{Bi}(p; k)$ , and  $p'_{Ai}(p; \alpha)$ ,  $p'_{Bi}(p; \alpha)$  denote the fractions in the recursive relations (12)-(13), and (18)-(19), respectively. We establish (23) by induction. First observe that  $p'_{A1}(p; k) = p'_{A1}(p; \alpha) = p$  and the inequality (23) is satisfied for  $i = 1$ . In view of (12)-(13) and (18)-(19), condition (23) for  $i = 2$  will be satisfied if

$$(1 - pP_A(p'_{A1}(p; k)))^k \leq \sum_{j=0}^{\infty} \alpha_j (1 - pP_A(p'_{A1}(p; \alpha)))^j,$$

or equivalently

$$(1 - pP_A(p))^k \leq \sum_{j=0}^{\infty} \alpha_j (1 - pP_A(p))^j. \quad (24)$$

Under (20), the convexity of  $(1 - pP_A(p))^x$  implies (24) by Jensen’s inequality. Hence, we get that  $p'_{B2}(p; k) \geq p'_{B2}(p; \alpha)$  and the base step is completed.

Suppose that the condition (23) is satisfied for each  $i = 1, 2, \dots, 2m - 1, 2m$ . We need to show that (23) holds also for  $i = 2m + 1$  and  $i = 2m + 2$ . For  $i = 2m + 1$ , the first inequality will be satisfied if it holds that

$$(1 - P_B(p'_{B2m}(p; k)))^k \leq \sum_{j=0}^{\infty} \alpha_j (1 - P_B(p'_{B2m}(p; \alpha)))^j$$

By the induction hypothesis, we have  $P_B(p'_{B2m}(p; k)) \geq P_B(p'_{B2m}(p; \alpha))$  since  $p'_{B2m}(p; k) \geq p'_{B2m}(p; \alpha)$ . As a result, the above inequality is satisfied if

$$(1 - u)^k \leq \sum_{j=0}^{\infty} \alpha_j (1 - u)^j \quad (25)$$

with  $u = P_B(p'_{B2m}(p; \alpha))$ . As before, under (20), (25) is ensured by the convexity of  $(1 - u)^x$  in view of Jensen’s inequality. The condition  $p'_{A2m+1}(p; k) \geq p'_{A2m+1}(p; \alpha)$  is now established.

Now let  $i = 2m + 2$ . The desired condition  $p'_{B2m+2}(p; k) \geq p'_{B2m+2}(p; \alpha)$  will be established if

$$\begin{aligned} &(1 - pP_A(p'_{A2m+1}(p; k)))^k \\ &\leq \sum_{j=0}^{\infty} \alpha_j (1 - pP_A(p'_{A2m+1}(p; \alpha)))^j, \end{aligned}$$

or equivalently

$$(1 - v)^k \leq \sum_{j=0}^{\infty} \alpha_j (1 - v)^j, \quad (26)$$

where we set  $v = pP_A(p'_{A2m+1}(p; \alpha))$ . The last step follows from the previously obtained fact that  $p'_{A2m+1}(p; k) \geq p'_{A2m+1}(p; \alpha)$ . Once more, (26) follows by the convexity of

$(1-v)^x$  and Jensen's inequality. This establishes the induction step and the desired conclusion (21) is obtained.

We next prove the inequality  $p_{c_1}(k) \leq p_{c_2}(\alpha)$  by way of contradiction. Assume towards a contradiction that  $p_{c_2}(\alpha) < p_{c_1}(k)$  and fix  $p$  such that  $p_{c_2}(\alpha) < p < p_{c_1}(k)$ . Then, let a fraction  $1-p$  of the nodes randomly fail in network  $A$  of both systems. Since  $p$  is less than  $p_{c_1}$ , the node failures will eventually lead to complete fragmentation of the two networks in System 1; i.e., we get  $P_{A_\infty^1}(p; k) = P_{B_\infty^1}(p; k) = 0$ . On the other hand, the fact that  $p$  is larger than the critical threshold  $p_{c_2}$  ensures  $P_{A_\infty^2}(p; \alpha) > 0$  and  $P_{B_\infty^2}(p; \alpha) > 0$  by definition. This clearly contradicts (21) and therefore it is always the case that  $p_{c_1}(k) \leq p_{c_2}(\alpha)$  under (20). ■

We have now established that the regular allocation of bi-directional inter-edges always yields stronger robustness than any possible random allocation strategy that uses bi-directional links. In the following section, we show that using bidirectional inter-edges leads to a smaller critical threshold and better robustness than using unidirectional inter-edges.

### C. Bi-directional Inter-Edges versus Unidirectional Inter-Edges

We now compare the robustness of System 2 with that of the model considered in [16], hereafter referred to as System 3. As mentioned earlier, the model considered in [16] is based on the random allocation of *unidirectional* inter-edges and can be described as follows. As with System 2, consider two arbitrary networks  $A$  and  $B$ , each with  $N$  nodes, and a discrete probability distribution  $F : \mathbb{N} \rightarrow [0, 1]$  such that (15) holds. Assume that each node is associated with a random number of supporting nodes from the other network, and that this random number is distributed according to  $F$ . In other words, for each  $j = 0, 1, \dots$ , a node has  $j$  *inward* inter-edges with probability  $\alpha_j$ . The supporting node for each of these inward edges is selected randomly amongst all nodes of the other network ensuring that the number of *outward* inter-edges follows a *binomial* distribution for all nodes.

System 3 was studied in [16] using similar methods to those of Section III and Section IV-A. This time, after an initial failure of a fraction  $1-p$  of the nodes in network  $A$ , the recursive relations for the fractions of giant components at each stage turns [16] out to be (with  $p'_{A1} = p$ )

$$\begin{aligned} p_{Ai} &= p'_{Ai} P_A(p'_{Ai}), \\ p'_{Ai} &= p \left( 1 - \sum_{j=0}^{\infty} \alpha_j (1 - p'_{B_{i-1}} P_B(p'_{B_{i-1}}))^j \right), \end{aligned} \quad (27)$$

for  $i = 3, 5, 7, \dots$ , and

$$\begin{aligned} p_{Bi} &= p'_{Bi} P_B(p'_{Bi}), \\ p'_{Bi} &= 1 - \sum_{j=0}^{\infty} \alpha_j (1 - p'_{A_{i-1}} P_A(p'_{A_{i-1}}))^j, \end{aligned} \quad (28)$$

for  $i = 2, 4, 6, \dots$

Next, we compare System 2 and System 3 using the recursive relations (18)-(19) and (27)-(28). In doing so, we use the same notation to define the fractions in the recursive relations (18)-(19) as used in Section IV-B, while the fractions

in (27)-(28) will be denoted by  $p'_{Ai}(p; \alpha), p'_{Ai}^3(p; \alpha)$  and  $p'_{Bi}(p; \alpha), p'_{Bi}^3(p; \alpha)$ . We let  $P_{A_\infty^3}(p; \alpha)$  and  $P_{B_\infty^3}(p; \alpha)$  be the steady-state fractions of functional giant components in System 3 if a fraction  $1-p$  of the nodes initially fail in network  $A$ . In other words, we set  $\lim_{i \rightarrow \infty} p'_{Ai}(p; \alpha) := P_{A_\infty^3}(p; \alpha)$  and  $\lim_{i \rightarrow \infty} p'_{Bi}(p; \alpha) := P_{B_\infty^3}(p; \alpha)$ . Finally, we denote by  $p_{c_3}(\alpha)$  the critical threshold for System 3.

The next result shows that System 2 is always more robust than System 3 against random node failures.

*Theorem 4.2:* We have that

$$\begin{aligned} P_{A_\infty^2}(p; \alpha) &\geq P_{A_\infty^3}(p; \alpha), \\ P_{B_\infty^2}(p; \alpha) &\geq P_{B_\infty^3}(p; \alpha), \end{aligned} \quad (29)$$

and furthermore,

$$p_{c_2}(\alpha) \leq p_{c_3}(\alpha). \quad (30)$$

**Proof:** Since  $P_A(x)$  and  $P_B(x)$  are monotonically increasing [13], a sufficient condition ensuring (29) is given by

$$\begin{aligned} p'_{Ai}(p; \alpha) &\geq p'_{Ai}^3(p; \alpha), \quad i = 1, 3, 5, \dots, \\ p'_{Bi}(p; \alpha) &\geq p'_{Bi}^3(p; \alpha), \quad i = 2, 4, 6, \dots \end{aligned} \quad (31)$$

We establish (31) by induction. First, observe that for  $i = 1$ ,  $p'_{A1}(p; \alpha) = p'_{A1}^3(p; \alpha) = p$  and condition (31) is satisfied. Next, for  $i = 2$ , we see from (19) and (28) that the inequality

$$p'_{B2}(p; \alpha) \geq p'_{B2}^3(p; \alpha)$$

will hold if

$$\begin{aligned} &\sum_{j=0}^{\infty} \alpha_j (1 - p P_A(p'_{A1}(p; \alpha)))^j \\ &\leq \sum_{j=0}^{\infty} \alpha_j (1 - p'^3_{A1}(p; \alpha) P_A(p'^3_{A1}(p; \alpha)))^j. \end{aligned} \quad (32)$$

Since  $p'_{A1}(p; \alpha) = p'^3_{A1}(p; \alpha) = p$ , it is immediate that (32) is satisfied with equality and this completes the base step of the induction.

Suppose now that condition (31) is satisfied for all  $i = 1, 2, \dots, 2m-1, 2m$ . We will establish (31) for  $i = 2m+1$  and  $i = 2m+2$  as well. Comparing (18) and (27), it is easy to check that for  $i = 2m+1$ , (31) will hold if

$$\begin{aligned} &\sum_{j=0}^{\infty} \alpha_j (1 - P_B(p'_{B2m}(p; \alpha)))^j \\ &\leq \sum_{j=0}^{\infty} \alpha_j (1 - p'^3_{B2m}(p; \alpha) P_B(p'^3_{B2m}(p; \alpha)))^j. \end{aligned} \quad (33)$$

By the induction hypothesis, (31) holds for  $i = 2m$  so that  $P_B(p'_{B2m}(p; \alpha)) \leq P_B(p'^3_{B2m}(p; \alpha))$ . It is now immediate that (33) holds, since we always have  $p'^3_{B2m}(p; \alpha) \leq 1$ . This establishes (31) for  $i = 2m+1$ ; i.e., that

$$p'^3_{A2m+1}(p; \alpha) \leq p'_{A2m+1}(p; \alpha). \quad (34)$$



For  $i = 2m + 2$ , we see from (19) and (28) that condition (31) will be satisfied if

$$\begin{aligned} & \sum_{j=0}^{\infty} \alpha_j (1 - p P_A(p'_{A_{2m+1}}(p; \alpha)))^j \\ & \leq \sum_{j=0}^{\infty} \alpha_j (1 - p'^3_{A_{2m+1}}(p; \alpha) P_A(p'^3_{A_{2m+1}}(p; \alpha)))^j. \end{aligned} \quad (35)$$

In view of (34) and the fact that  $p'_{A_{2m+1}}(p; \alpha) \leq p$ , we immediately obtain (35) and the induction step is now completed. This establishes condition (31) for all  $i = 1, 2, \dots$ , and we get (29).

The fact that (29) implies (30) can be shown by contradiction, as in the proof of Theorem 4.1.  $\blacksquare$

Summarizing, it can be seen from Theorem 4.2 that using bi-directional inter-edges (System 2) always yields stronger system robustness compared to using unidirectional inter-edges (System 3). This being valid under an arbitrary distribution  $\alpha$  of inter-edges, we conclude that regular allocation of bi-directional inter-edges leads to the strongest robustness (amongst all possible strategies) against random attacks as we recall Theorem 4.1.

## V. NUMERICAL RESULTS: THE ERDŐS-RÉNYI NETWORKS CASE

To get a more concrete sense of the above analysis results, we next look at some special cases of network models. In particular, we assume both networks are Erdős-Rényi networks [2], with mean intra-degrees  $a$  and  $b$ , respectively. For this case, the functions  $P_A(x)$  and  $P_B(y)$  that determine the size of the giant components can be obtained [13] from

$$P_A(x) = 1 - f_A \quad \text{and} \quad P_B(y) = 1 - f_B, \quad (36)$$

where  $f_A$  and  $f_B$  are the unique solutions of

$$f_A = \exp\{ax(f_A - 1)\} \quad \text{and} \quad f_B = \exp\{by(f_B - 1)\}. \quad (37)$$

In what follows, we derive numerical results for the steady-state giant component sizes as well as critical  $p_c$  values. Specifically, we first study System 1 by exploiting the recursive relations (12)-(13) using (36) and (37). Similarly, we derive numerical results for System 2 by using the recursive relations (18)-(19). For both cases, we use extensive simulations to verify the validity of the results obtained theoretically.

### A. Numerical Results for System 1

Reporting (36) into (14), we get

$$x = p(1 - f_B^k) \quad y = 1 - (1 - p(1 - f_A))^k. \quad (38)$$

It follows that the giant component fractions at steady state are given by

$$\begin{aligned} P_{A_\infty} &= p(1 - f_B^k)(1 - f_A), \\ P_{B_\infty} &= \left(1 - (1 - p(1 - f_A))^k\right)(1 - f_B). \end{aligned} \quad (39)$$

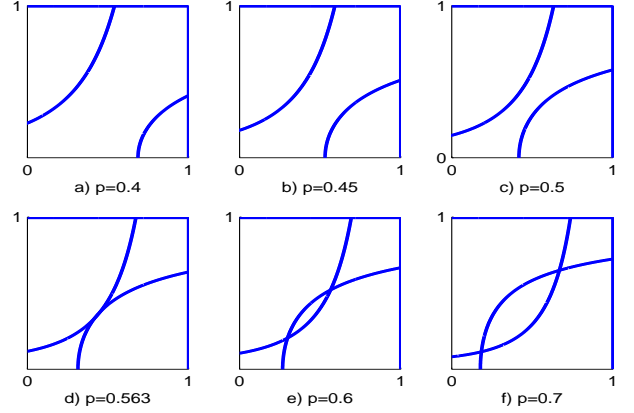


Fig. 3. Possible solutions of the system (41) are depicted for several different  $p$  values when  $a = b = 3$  and  $k = 2$ . In all figures, the  $x$ -axis represents  $f_A$  while the  $y$ -axis represents  $f_B$ . The critical  $p_c$  corresponds to the case where there is only one non-trivial solution to the system, i.e., the case when the two curves are tangential to each other.

Next, substituting (38) into (37) we obtain

$$\begin{aligned} f_A &= \exp\{ap(1 - f_B^k)(f_A - 1)\}, \\ f_B &= \exp\{b(1 - (1 - p(1 - f_A))^k)(f_B - 1)\}. \end{aligned} \quad (40)$$

We note that the system of equations (40) always has a trivial solution  $f_A = f_B = 1$ , in which case the functional giant component has zero fraction for both networks. More interesting cases arise for large values of  $p$  when there exist non-trivial solutions to (40). In particular, we focus on determining the critical threshold  $p_c$ ; i.e., the *minimum*  $p$  that yields a non-trivial solution of the system. Exploring this further, we see by elementary algebra that (40) is equivalent to

$$\begin{aligned} f_B &= \sqrt[k]{1 - \frac{\log f_A}{(f_A - 1)ap}} \quad \text{if } 0 \leq f_A < 1; \quad \forall f_B \quad \text{if } f_A = 1 \\ f_A &= 1 - \frac{1 - \sqrt[k]{1 - \frac{\log f_B}{(f_B - 1)b}}}{p} \quad \text{if } 0 \leq f_B < 1; \quad \forall f_A \quad \text{if } f_B = 1. \end{aligned} \quad (41)$$

In general, it may be difficult to derive an explicit expression for  $p_c$ . Instead, we can solve (41) graphically for a given set of parameters  $a, b, k, p$  and infer the critical threshold  $p_c$  using numerical methods. For instance, Figure 3 shows the possible solutions of the system for several different  $p$  values when  $a = b = 3$  and  $k = 2$ . In Figures 3(a-c), we have  $p < p_c$  and there is only the trivial solution  $f_A = f_B = 1$  so that both networks go into a complete fragmentation at steady state. In Figure 3(d), we have  $p = p_c$  and there exists one non-trivial solution, since the two curves intersect tangentially at one point. In Figures 3(e-f), we have  $p > p_c$  and there exist two non-trivial intersection points corresponding to two sets of giant component sizes. In these cases, the solution corresponding to the cascading failures should be the point that yields the larger giant component size. In other words, the solution corresponds to the intersection point that is closer to the starting point of the iterative process (see (39)).

In the manner outlined above, we can find the critical threshold  $p_c$  for any fixed values of the parameters  $a$ ,  $b$  and  $k$ . As illustrated in Figure 3, we can further add the tangential condition

$$\frac{df_A}{df_B} \times \frac{df_B}{df_A} = 1 \quad (42)$$

to the equations (41) since the critical  $p_c$  value corresponds to the tangent point of the two curves given by (41). Thus, the critical values  $f_{A_c}$ ,  $f_{B_c}$  and  $p_c$  can be computed (numerically) for any given set of parameters through the following system of equations:

$$f_B = \sqrt[k]{1 - \frac{\log f_A}{(f_A - 1)ap}} \quad \text{if } 0 \leq f_A < 1; \quad (43)$$

$$f_A = 1 - \frac{1 - \sqrt[k]{1 - \frac{\log f_B}{(f_B - 1)b}}}{p} \quad \text{if } 0 \leq f_B < 1; \quad (44)$$

$$\left. \frac{df_A}{df_B} \right|_{\text{Eq.(44)}} \times \left. \frac{df_B}{df_A} \right|_{\text{Eq.(43)}} = 1. \quad (45)$$

The analysis results are now corroborated by simulations. In Figure 4(a), we show the variation of  $p_c$  with respect to  $k$  for different values of  $a = b$ , where the critical  $p_c$  values are obtained by solving the system (45) graphically. To verify these findings, we pick a few sets of values  $a$ ,  $b$  and  $k$  from the curves in Figure 4(a) and run simulations with  $N = 5000$  nodes to estimate the probability  $p_{\text{inf}}$  of the existence of a functional giant component in steady state. As expected [3], in all curves we see a sharp increase in  $p_{\text{inf}}$  as  $p$  approaches a critical threshold  $p_c$ . It is clear that the estimated  $p_c$  values from the sharp transitions in Figure 4(b) are in good agreement with the analysis results given in Figure 4(a).

### B. Numerical Results for System 2

As in System 1, the recursive process (18)-(19) of System 2 stops at an ‘‘equilibrium point’’ where we have  $p'_{B2m-2} = p'_{B2m} = x$  and  $p'_{A2m-1} = p'_{A2m+1} = y$ . This yields the transcendental equations

$$\begin{aligned} x &= p \left( 1 - \sum_{j=0}^{\infty} \alpha_j (1 - P_B(y))^j \right), \\ y &= 1 - \sum_{j=0}^{\infty} \alpha_j (1 - pP_A(x))^j. \end{aligned} \quad (46)$$

The steady-state fraction of nodes in the giant components can be computed by using the relations  $\lim_{i \rightarrow \infty} p_{A_i} := P_{A_\infty} = xP_A(x)$  and  $\lim_{i \rightarrow \infty} p_{B_i} := P_{B_\infty} = yP_B(y)$ .

In particular, we assume that the inter-degree distribution  $F$  at each node is a Poisson distribution with mean  $k$ , and hence

$$\alpha_j = e^{-k} \frac{k^j}{j!}, \quad j = 0, 1, 2, \dots, \infty. \quad (47)$$

Substituting (36) and (47) into (46), we get

$$x = p \left( 1 - \sum_{j=0}^{\infty} \frac{k^j}{j!} e^{-k} f_B^j \right) = p \left( 1 - e^{-k(1-f_B)} \right), \quad (48)$$

and

$$y = 1 - \sum_{j=0}^{\infty} \frac{k^j}{j!} e^{-k} (1 - p(1 - f_A))^j = 1 - e^{-kp(1-f_A)}. \quad (49)$$

Next, putting (48) and (49) into (37), we find

$$\begin{aligned} f_A &= 1 + \frac{1}{pk} \ln \left( 1 + \frac{\ln f_B}{b(1-f_B)} \right), \quad \text{if } 0 \leq f_B < 1; \\ f_B &= 1 + \frac{1}{k} \ln \left( 1 + \frac{\ln f_A}{ap(1-f_A)} \right), \quad \text{if } 0 \leq f_A < 1; \\ \forall f_A &\text{ if } f_B = 1; \quad \forall f_B \text{ if } f_A = 1. \end{aligned} \quad (50)$$

As in the case for System 1, the critical threshold  $p_c$  for System 2 corresponds to the tangential point of the curves given by (50), and can be obtained by solving (50) graphically.

We now check the validity of these analytical results via simulations. In Figure 5(a), we show the variation of analytically obtained  $p_c$  values with respect to average inter-degree  $k$  for different values of  $a = b$ . To verify these results, we pick a few sets of values  $a$ ,  $b$  and  $k$  from the curves in Figure 5(a) and run simulations with  $N = 5000$  nodes to estimate the probability  $p_{\text{inf}}$  of the existence of a functional giant component in steady state. As expected [3], in all curves we see a sharp increase in  $p_{\text{inf}}$  as  $p$  approaches a critical threshold  $p_c$ . It is also clear from Figure 5(b) that, for all parameter sets, such sharp transition occurs when  $p$  is close to the corresponding  $p_c$  value given in Figure 5(a).

### C. A Comparison of System Robustness

In Section IV-B and IV-C, we have analytically proved that the regular allocation of bi-directional inter-edges leads to the strongest robustness against random attacks. To get a more concrete sense, we now numerically compare the system robustness of these strategies in terms of their critical thresholds  $p_c$ . Specifically, we consider coupled Erdős-Rényi networks with mean intra-degrees  $a$  and  $b$ . For the sake of fair comparison, we assume that the mean inter-degree is set to  $k$  for all systems; in both Systems 2 and 3, the inter-degree distribution  $F$  at each node is assumed to be Poisson. The critical threshold value  $p_c$  corresponding to all three strategies are compared under a variety of conditions. For Systems 1 and 2, we use the numerical results derived in Section V-A and Section V-B, respectively, while for System 3 we use the numerical results provided in [16].

First, we compare System 1 with System 3 to see the difference between the proposed regular inter-edge allocation strategy and the strategy in [16]. Figure 6(a) depicts  $p_c$  as a function of mean inter-degree  $k$  for various values of  $a = b$ , while Figure 6(b) depicts the variation of  $p_c$  with respect to  $a = b$  for different  $k$  values. In all cases, it is seen that regular allocation of bi-directional inter-edges yields a much smaller  $p_c$  (and thus, a more robust system) than random allocation of unidirectional inter-edges. For instance, for  $a = b = k = 4$ , System 3 [16, Figure 2] gives  $p_c = 0.43$ , whereas, as seen via Figure 6(a), System 1 yields a critical threshold at 0.317. This is a significant difference since it means that System 3 can have a functioning giant component despite a random failure of at most 57% of the nodes, whereas System 1, which uses the

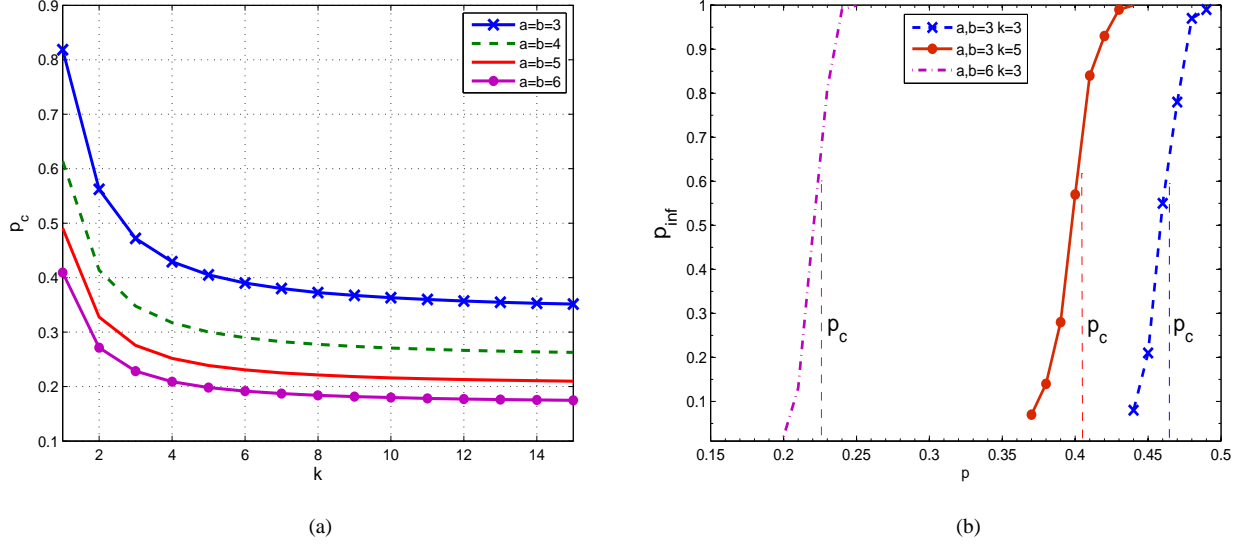


Fig. 4. a) The critical  $p_c$  value versus  $k$  for the regular allocation strategy (System 1). The plots are obtained by solving the system (45) graphically for various  $a, b$  values. It can be seen that as  $k$  increases the robustness of the system increases and the critical fraction  $p_c$  approaches that of a single network; i.e.,  $\frac{1}{a}$  [2]. b) Experimental results for the regular allocation strategy (System 1) with  $N = 5000$  nodes. A fraction  $1 - p$  of the nodes are randomly removed (from network  $A$ ) and the corresponding empirical probability  $p_{\text{inf}}$  for the existence of a functional giant component at steady state is plotted. As expected, in all cases there is a sharp increase when  $p$  approaches a critical threshold  $p_c$ ; for  $(a = b = 3, k = 3)$ ,  $(a = b = 3, k = 5)$  and  $(a = b = 6, k = 3)$ , the critical  $p_c$  values are roughly equal to 0.47, 0.41 and 0.23, respectively. Clearly, these  $p_c$  values are in close agreement with the corresponding ones of Figure 4(a) which are obtained analytically.

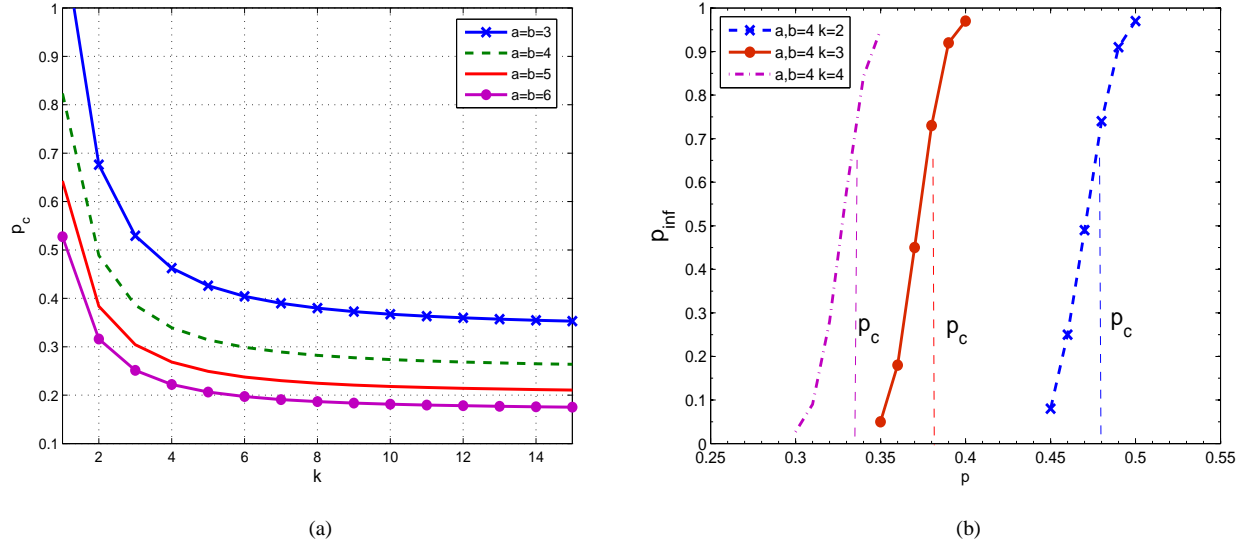


Fig. 5. a) The critical  $p_c$  value versus  $k$  for the random allocation strategy (System 2). The plots are obtained by solving the system (50) graphically for various  $a, b$  values. It is seen that the critical  $p_c$  can be larger than one in some cases (e.g., for  $a = b = 3$  and  $k = 1$ ) meaning that the system collapses already without any node being attacked. This is because, due to the random allocation of inter-edges, a non-negligible fraction of the nodes receive no inter-edges and become automatically non-functional even if they are not attacked. b) Experimental results for System 2 with  $N = 5000$  nodes. A fraction  $1 - p$  of the nodes are randomly removed (from network  $A$ ) and the corresponding empirical probability  $p_{\text{inf}}$  for the existence of a functional giant component at the steady state is plotted. As expected, in all cases there is a sharp increase when  $p$  approaches to a critical threshold  $p_c$ ; for  $(a = b = 4, k = 2)$ ,  $(a = b = 4, k = 3)$  and  $(a = b = 4, k = 4)$ , the critical  $p_c$  values are roughly equal to 0.480, 0.380 and 0.335, respectively. Clearly, these  $p_c$  values are in close agreement with the corresponding ones of Figure 5(a) which are obtained analytically.

regular inter-edge allocation scheme proposed in this paper, is resistant to a random failure of up to 68% of the nodes. Indeed, in some cases, our strategy can outperform that in [16] even with half the (mean) inter-degree per node. For instance, when

$a = b = 4$ , our strategy yields  $p_c = 0.414$  with only  $k = 2$  as compared to  $p_c = 0.43$  of the System 3 with  $k = 4$ .

We also compare System 1 with System 2 in order to see the improvement in allocating bi-directional edges regularly

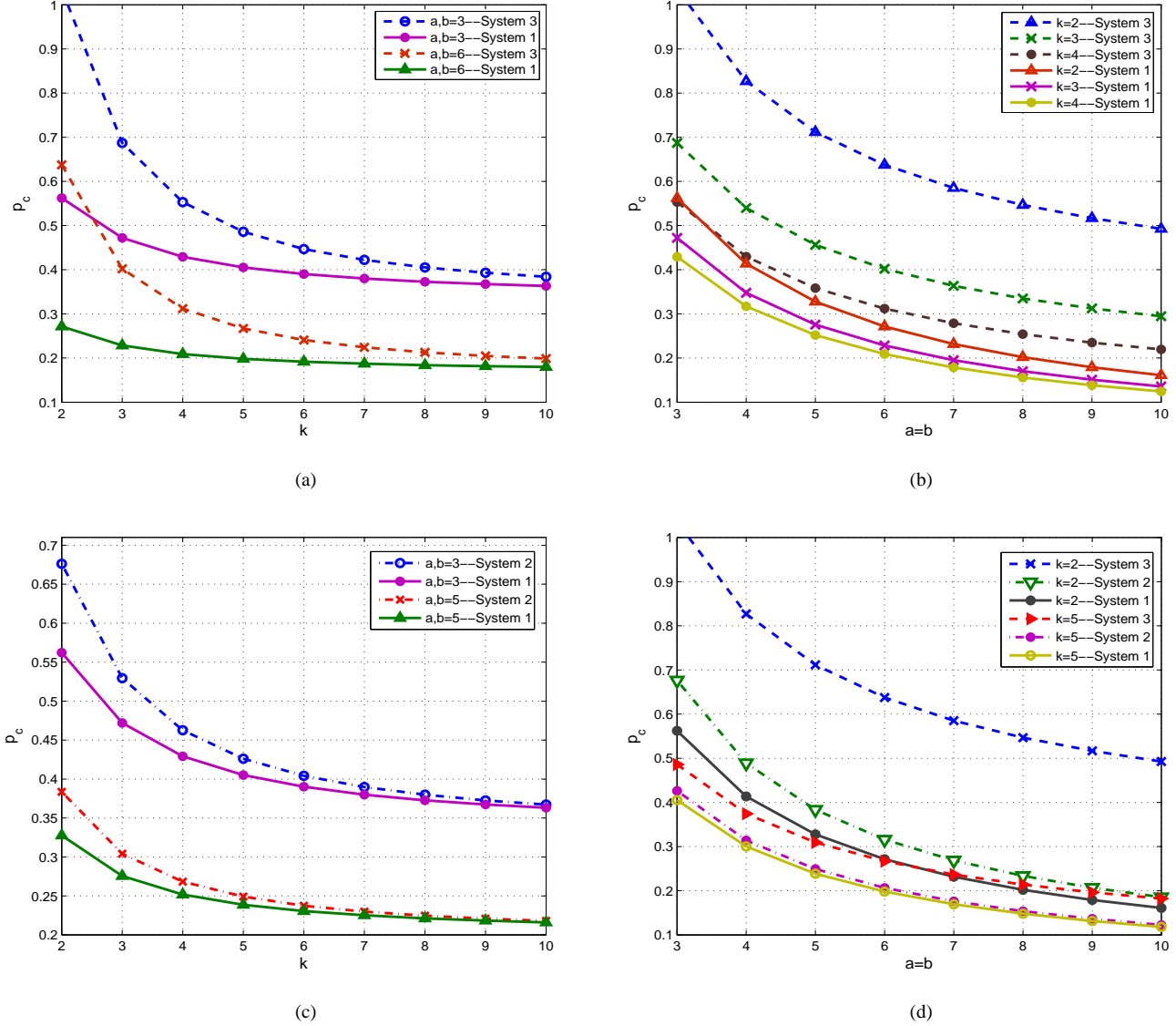


Fig. 6. A comparison of System 1, System 2 and System 3 in terms of their critical  $p_c$  values when expected inter-degree of any node is set to  $k$ . For System 2 and System 3, the distribution of the number of inter-edges is assumed to be Poisson. In all figures, dashed lines correspond to System 3, dash-dot lines represent System 2, and solid lines stand for System 1. a)  $p_c$  v.s.  $k$  is depicted for different values of  $a = b$  in System 1 and System 3. b)  $p_c$  v.s.  $a = b$  is depicted for various  $k$  values in System 1 and System 3. In all cases, we see that the regular allocation of bi-directional inter-edges yields a smaller  $p_c$  than the Poisson distribution of unidirectional inter-edges with the same mean value  $k$ . c)  $p_c$  v.s.  $k$  is depicted for different values of  $a = b$  in System 1 and System 2. It is clear that System 1 yields a lower  $p_c$  (and thus a higher robustness) than System 2 in all cases. d)  $p_c$  v.s.  $a = b$  is depicted for various  $k$  values in System 1, System 2 and System 3. In all cases System 1 yields the lowest  $p_c$  (i.e., highest robustness), while System 3 has the highest  $p_c$  (i.e., lowest robustness) and System 2 stands in between.

rather than randomly. Figure 6(c) depicts  $p_c$  as a function of mean inter-degree  $k$  for various values of  $a = b$ . It is seen that, in all cases, System 1 yields a lower  $p_c$  (and thus a more robust system) than System 2. For example, when  $a = b = 3$  and  $k = 2$ , we get  $p_c = 0.56$  for System 1, while for System 2, we find that  $p_c = 0.68$ . The difference is significant in that it corresponds to a resiliency against a random failure of up to 44% of the nodes in System 1 as compared to 32% in System 2.

Finally, in order to better illustrate the optimality of System 1 in terms of system robustness, we depict in Figure 6(d)

the variation of  $p_c$  with respect to  $a = b$  for different values of  $k$  in all three systems. It is clear that the proposed regular allocation strategy in System 1 always yields the lowest  $p_c$  and thus provides the best resiliency against random attacks. We also see that System 2 always outperforms System 3, showing the superiority (in terms of robustness) of using bi-directional inter-edges rather than unidirectional edges.

We believe that the drastic improvement in robustness against random attacks seen in System 1 has its roots as follows. First, in the absence of intra-topology information, it is difficult to tell which nodes play more important roles

in preserving the connectivity of the networks. Thus, in order to combat *random* attacks, it is reasonable to treat all nodes equally and give them equal priority in inter-edge allocation. Secondly, in Systems 2 and 3, there may exist a non-negligible fraction of nodes with no inter-edge support from the other network. Those nodes are automatically non-functional even if they are not attacked. But, the regular allocation scheme promises a guaranteed level of support, in terms of inter-edges, for all nodes in both networks. Finally, using bi-directional inter-edges ensures that the amount of support provided is equal to the amount of support being received for each node. Thus, the use of bi-directional inter-edges increases the *regularity* of the support-dependency relationship relative to unidirectional inter-edges, and this may help improve the system robustness.

## VI. CONCLUSION AND FUTURE WORK

We study the robustness of a cyber-physical system in which a cyber-network overlays a physical-network. To improve network robustness against random node failures, we develop and study a regular allocation strategy that allots a fixed number of inter-network edges to each node. Our findings reveal that the proposed regular allocation strategy yields the optimal robustness amongst all strategies when no information regarding the intra-topologies of the individual networks is available. For future work, we conjecture that in the presence of such information, the topology of the networks can be exploited to further improve the robustness of cyber-physical systems against cascading failures.

It is also of interest to study models that are more realistic than the existing ones. For instance, in a realistic setting, one can expect to see a certain correlation between the inter-edges and the intra-edges of a system owing to the geographical locations of the nodes. Clearly, there are still many open questions centered around network interdependence in cyber-physical systems. We are currently investigating related issues along this avenue.

## VII. ACKNOWLEDGMENTS

We thank Prof. Armand Makowski for his insightful comments. Part of this material was presented in [18]. This research was supported in part by the U.S. National Science Foundation grants No. CNS-0905603, CNS-0917087, and the DTRA grant HDTRA1-09-1-0032.

## REFERENCES

[1] A. L. Barabási and L. Albert, "Emergence of Scaling in Random Networks," *Science* **286**:509-512, 1999.  
 [2] B. Bollobás, *Random Graphs*, Cambridge Studies in Advanced Mathematics, Cambridge University Press, Cambridge (UK), 2001.  
 [3] S.V. Buldyrev, R. Parshani, G. Paul, H.E. Stanley, and S. Havlin, "Catastrophic cascade of failures in interdependent networks," *Nature*, **464**:1025-1028, 2010.  
 [4] S. V. Buldyrev, N. W. Shere, and G. A. Cwilich, "Interdependent networks with identical degrees of mutually dependent nodes," *Physical Review E* **83**:016112, 2011.  
 [5] D.S. Callaway, M.E.J. Newman, S.H. Strogatz, and D.J. Watts "Network robustness and fragility: Percolation on random graphs," *Physical Review Letters*, **85**(25):5468-5471, 2000.

[6] W. Cho, K.I. Goh and I.M. Kim, "Correlated couplings and robustness of coupled networks," Available online at [arXiv:1010.4971v1\[physics.data-an\]](http://arxiv.org/abs/1010.4971v1).  
 [7] R. Cohen, K. Erez, D. Ben-Avraham, and S. Havlin, "Resilience of the internet to random breakdowns," *Physical Review Letters*, **85**(21):4626-4628, 2000.  
 [8] R. Cohen and S. Havlin, *Complex networks: structure, robustness and function*, Cambridge University Press, United Kingdom, 2010.  
 [9] CPS Steering Group, "Cyber-physical systems executive summary, 2008," Available online at <http://varma.ece.cmu.edu/summit/CPS-Executive-Summary.pdf>.  
 [10] X. Huang, J. Gao, S. V. Buldyrev, S. Havlin, and H. E. Stanley, "Robustness of interdependent networks under targeted attack", *Physical Review E* **83**: 065101, 2011.  
 [11] D. E. Knuth, *The Art of Computer Programming, Volume 2*, Addison-Wesley, 1981.  
 [12] M.E.J. Newman, "Spread of epidemic disease on networks," *Physical Review E* **66**(1):16128, 2002.  
 [13] M.E.J. Newman, S.H. Strogatz, and D.J. Watts. "Random graphs with arbitrary degree distributions and their applications," *Physical Review E* **64**(2):26118, 2001.  
 [14] R. Parshani, S. V. Buldyrev, and S. Havlin, "Interdependent Networks: Reducing the Coupling Strength Leads to a Change from a First to Second Order Percolation Transition," *Physical Review Letters* **105**:048701, 2010.  
 [15] C. M. Schneider, N. A. M. Araujo, S. Havlin and H. J. Herrmann, "Towards designing robust coupled networks," Available online at [arXiv:1106.3234v1\[cond-mat.stat-mech\]](http://arxiv.org/abs/1106.3234v1).  
 [16] J. Shao, S.V. Buldyrev, S. Havlin, and H.E. Stanley, "Cascade of failures in coupled network systems with multiple support-dependent relations," *Physical Review E* **83**:036116, 2011.  
 [17] A. Vespignani, "Complex networks: The fragility of interdependency," *Nature* **464**: 984-985, April 2010.  
 [18] O. Yağan, D. Qian, J. Zhang, and D. Cochran, "On allocating inter-connecting links against cascading failures in cyber-physical networks," *Proceedings of the Third International Workshop on Network Science for Communication Networks, (NetSciCom 2011)*, April 2011.