



14-848 Cloud Infrastructure

LECTURE 2

VIRTUALIZATION

Agenda

- Why Virtualization is Important?
- What is Virtualization?
- Traditional Server Infrastructure
- Virtual Server Infrastructure
- Hypervisors
- Create Virtual Machines on Your Local Machine
- Virtual Machines on the Cloud
- Next Steps – Install Docker & Create AWS Account



Why to study Virtualization?

Cloud Computing = Data Center + Virtualization

- In this lecture, we will look at Virtualization at a high-level



Roots of Virtualization

- Technology evolution both drives and is driven, by ever increasing levels of abstraction in hardware and software
- High-level programming language allow software development, while shielding programmers away from the complexity of OS
- OS provides a lower level of abstraction that frees software developers from the complex and varied details to interact with and manage physical resources such as memory and I/O devices
 - OS must be fully cognizant of the hardware on which it resides



What is Virtualization?

- Virtualization abstracts the hardware of computing infrastructure into several different execution environments.
 - It creates the illusion that each separate environment is running on its own private computing infrastructure
 - It makes servers, workstations, storage, network and other systems independent of the physical hardware layer
- Virtualization is the fundamental technology that powers Cloud Computing!
 - Virtual resources can be started and stopped easily and quickly



Virtualization - Definitions

Virtualization

- The process of creating a virtual version of a physical object.

Virtual Machine

- Visual representation of a physical machine (Not JVM).

Virtual Machine Monitor (VMM) or Hypervisor

- A process that separates a computer's operating system and applications from the underlying physical hardware.
- Hypervisor monitors and manages running virtual machines.

Host Machine

- The physical machine that a virtual machine is running on.

Guest Machine

- The virtual machine, running on the host machine.



Why Virtualization is Important?

The following video answers this question:

https://www.youtube.com/watch?v=vUUC_eDb2z0

Most Important Virtualization Types

Network

Internal

External

Server

Full

Partial

Para

Storage

Block

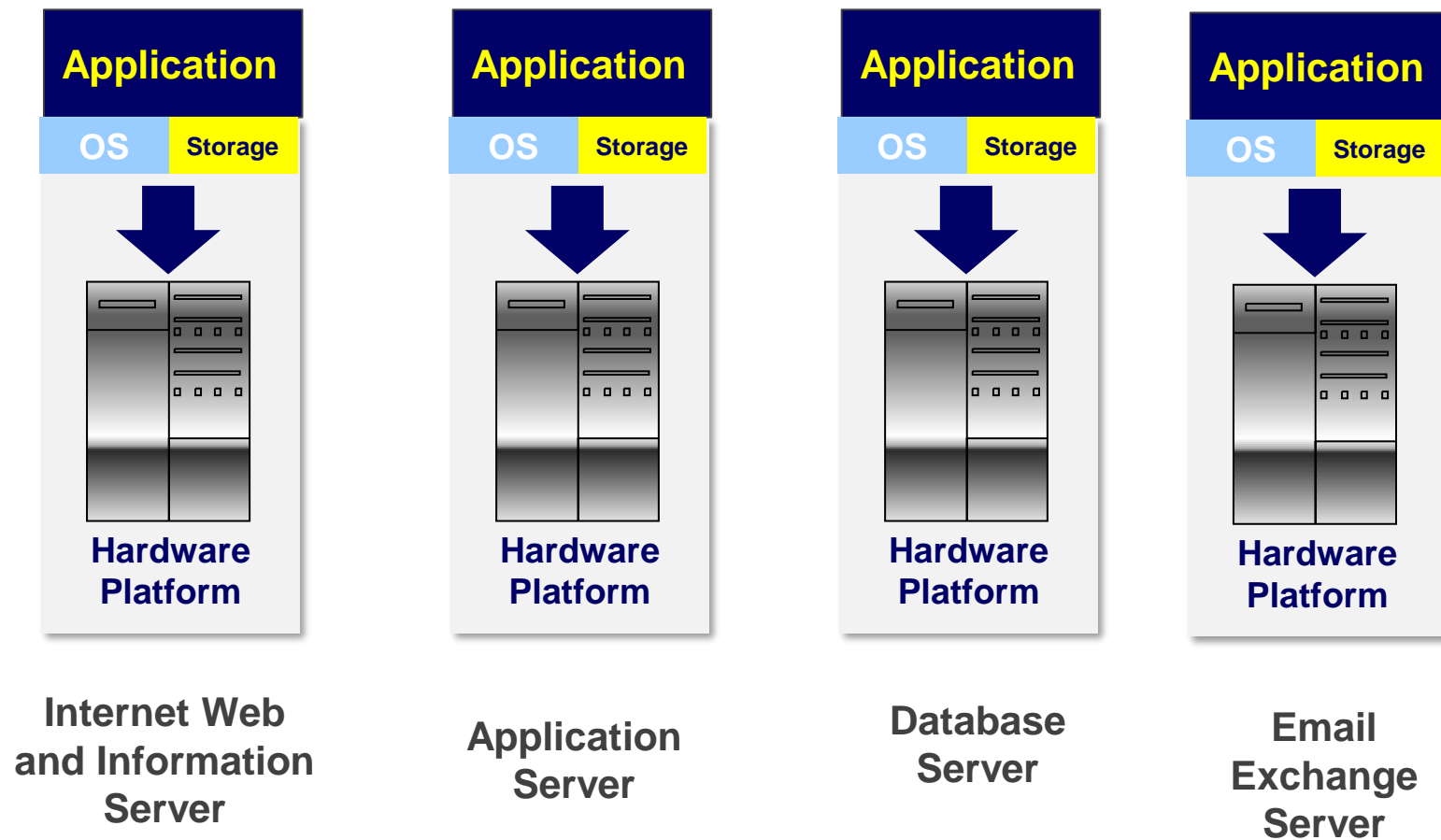
File



Virtualization In Practice

SERVER CONSOLIDATION

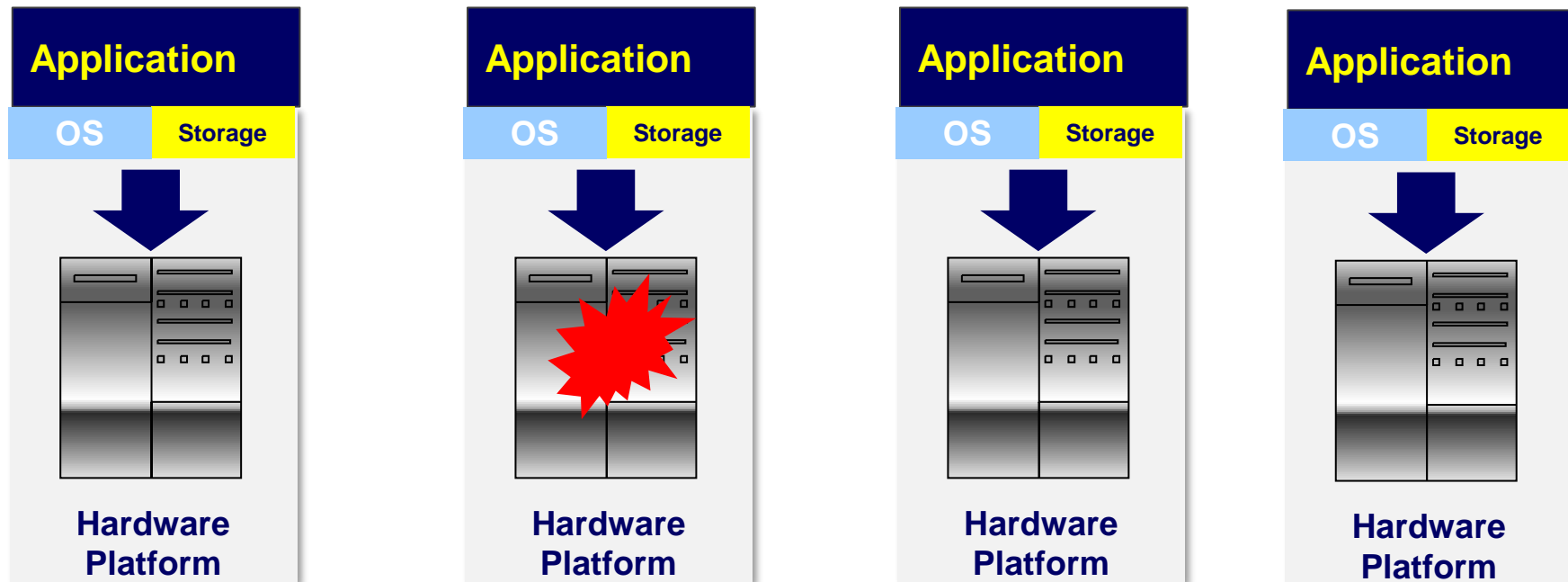
Traditional Server Infrastructure



The Traditional Server Concept

- Servers are viewed as an **integral** computing unit
 - The unit includes the hardware, the OS, the storage, and the applications.
- Servers are often identified and referred to by their **function**
 - File server, Database server, SQL server, Web server Exchange server, ...
- When current server capacity reaches its limit, **a NEW server** must be added

Server Failure



Internet Web and
Information Server

Application Server

Database Server

Email Exchange
Server

A hardware failure causes service interruption



The Traditional Server Concept

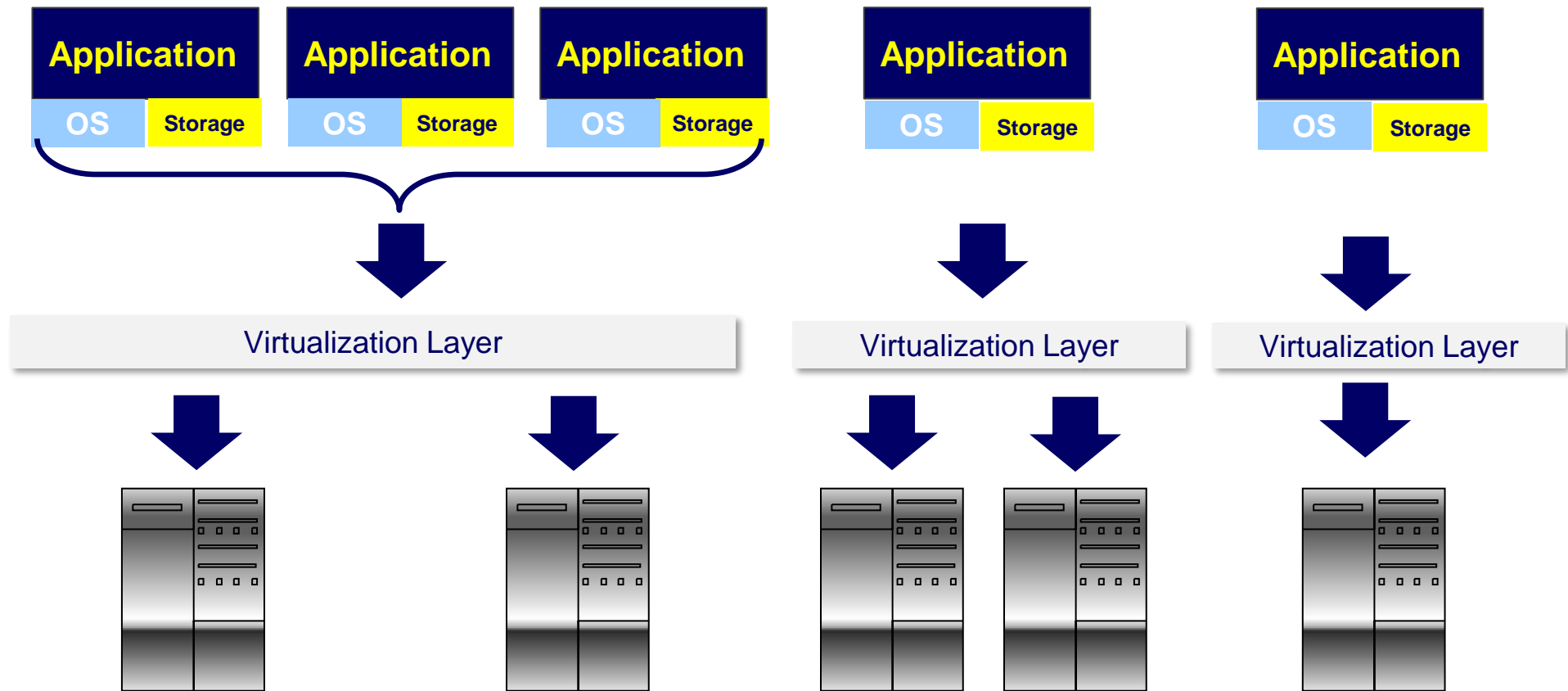
Advantages

- Ease of configuration and conceptualization
- Ease of deployment
- Backup is manageable
- The client-server paradigm is well-suited for a variety of applications and services. Virtually, any application or service can be deployed on such a computing infrastructure

Disadvantages

- Maintenance cost is high
 - Acquisition and hardware repair cost
- Replication is challenging
 - Redundancy is costly and difficult to implement
- Scalability may be a limiting factor
- Highly vulnerable to hardware failures
- Often, utilization is low

Virtual Server Infrastructure



Hardware Infrastructure



Server Virtualization

- Server virtualization enable server Consolidation and Containment
 - Eliminating “server sprawl” via deployment of systems as “virtual machines” that can run safely and move transparently across shared hardware
- A virtual server can be serviced by one or more hosts, and one host may house more than one virtual server.
 - This results in increased server utilization rates
 - From 5-15%, traditional servers, to 60-80%



The Virtual Server Concept

- Virtual servers can still be referred to by their **function** i.e., email server, database server, etc.
- If the environment is built correctly, **virtual servers will not be affected by the loss of a host.**
- Hosts may be removed and introduced almost at will to accommodate maintenance.



The Virtual Server Concept – Cont'd

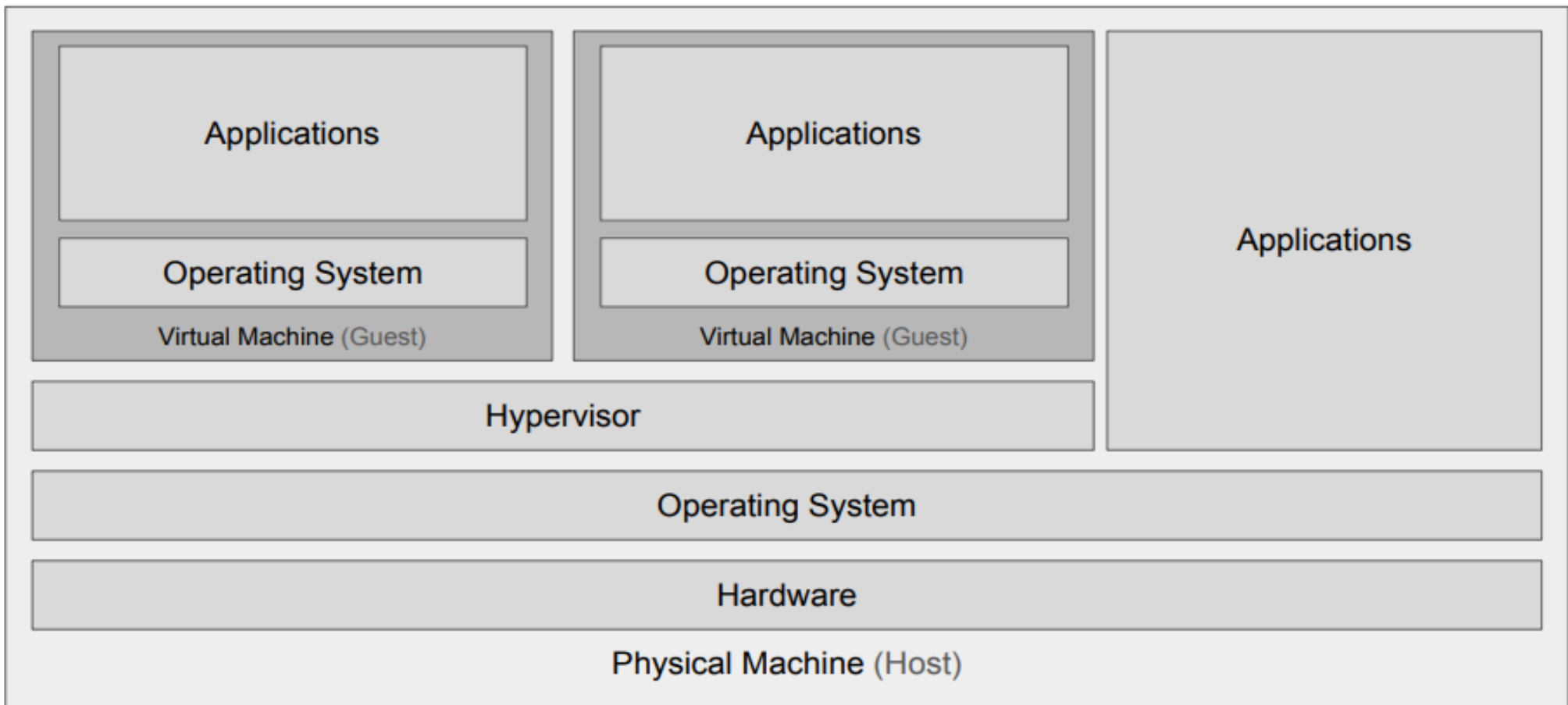
- Virtual servers can be scaled out easily.
 - Amount of resources allocated to a virtual server can be adjusted dynamically to meet the computation requirements of the virtual server
- Server “**cloning**” can be easily achieved
 - Multiple, identical virtual servers can be easily created based on server templates
- Virtual servers can be migrated from host to host dynamically, as needed.



Virtualization Advantages

- Workload consolidation to reduce hardware, power and space requirement
- Ability to run multiple OSs, and leverage their advantages based on the application
 - Run legacy software on more efficient, modern architecture
 - Dynamically migrate workloads to provide fault tolerance
- Provide redundancy to mitigate disasters
- Greater automation

Virtualization – How it may look like?!

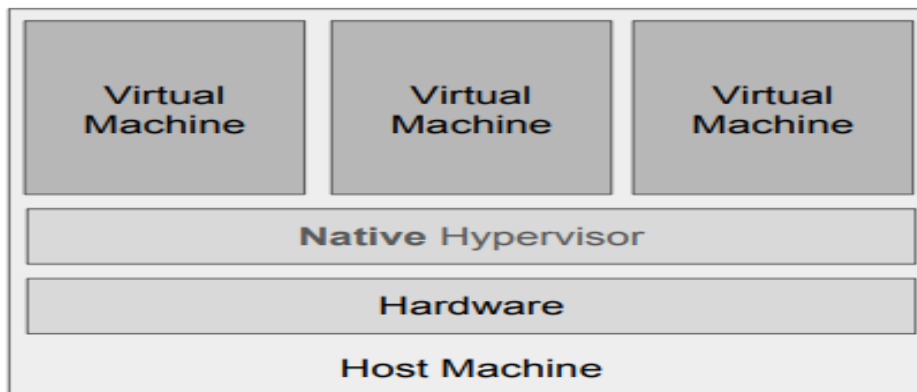


Is this the only form of Virtualization?

Hypervisors


Type 1: Native Hypervisors

- Runs directly on the host machine and shares resources (such as memory and devices) among guest machines
- **Examples:** VMware ESX and XEN.



Type 2: Hosted Hypervisors

- Runs as an application inside an operating system and supports virtual machines running as individual processes.
- **Examples:** VirtualBox, QEMU, JVM and UTM.





Lab – Use Hosted Supervisors



Virtual Resources In the Cloud

- **Network virtualization:** is the process of combining hardware and software network resources and network functionality into a single, software-based administrative entity, a virtual network
 - External Network Virtualization - VLAN
 - Internal Network Virtualization – Software defined network
- **Storage virtualization** pools physical storage from multiple network storage to enable a single storage device that is managed from a central console. This topic will be discussed in a later lecture.

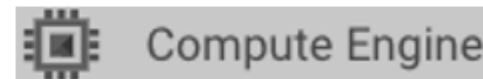

VMs in the Cloud

- **Getting VMs from**

- AWS EC2

- Azure

- Google Cloud





Lab – Create VMs on GCP

Google Cloud Coupons will be provided next week



Next Steps

- Install Docker on your machine
<https://www.docker.com/products/docker-desktop>
- Create AWS Account using school email address
<https://aws.amazon.com/resources/create-account/>



Reading

- Read the article “Physical server vs. Virtual machine: The Choice is open”
 - <https://www.bdrsuite.com/blog/physical-server-vs-virtual-machine-choice-open/>