



24-681: Computer-Aided Design

Carnegie Mellon University

PS 5

Due: 3/18/2021 (Fri) 5:00PM @ BOX

Issued: 3/9/2021 (Tue)


Weight: 0% of total grade

Note: No need to submit anything for PS5, but you will need your face file to complete PS6.

PS5-1 Three-dimensional scan of your face

Use one of the following apps, or a similar app, to create a 3D mesh of your face in the STL format. You may also create an OBJ file with a texture.


- Bellus 3D (for iOS, iPhone X or newer)
- 3D Creator (for Android)
- Autodesk Recap (for Windows)





Use the "stl2grd" program to convert your STL file to a GRD file. The stl2grd program takes three arguments, for example:

```
stl2grd filename.stl 128 256
```

This converts filename.stl to filename.grd with the grid size of 128 x 256.



face.stl



face.grd