



Machine-Level Programming III: Procedures

14-513/18-613: Introduction to Computer Systems

7th Lecture, June 2, 2020

Today

- **Procedures**
 - **Mechanisms**
 - **Stack Structure**
 - **Calling Conventions**
 - **Passing control**
 - **Passing data**
 - **Managing local data**
 - **Illustration of Recursion**

Mechanisms in Procedures

■ Passing control

- To beginning of procedure code
- Back to return point

■ Passing data

- Procedure arguments
- Return value

■ Memory management

- Allocate during procedure execution
- Deallocate upon return

■ Mechanisms all implemented with machine instructions

■ x86-64 implementation of a procedure uses only those mechanisms required

```
P (...) {  
    •  
    •  
    y = Q(x);  
    print(y)  
    •  
}
```

```
int Q(int i)  
{  
    int t = 3*i;  
    int v[10];  
    •  
    •  
    return v[t];  
}
```

Mechanisms in Procedures

■ Passing control

- To beginning of procedure code
- Back to return point

■ Passing data

- Procedure arguments
- Return value

■ Memory management

- Allocate during procedure execution
- Deallocate upon return

■ Mechanisms all implemented with machine instructions

■ x86-64 implementation of a procedure uses only those mechanisms required

```
P (...) {  
  •  
  •  
  y = Q(x);  
  print(y)  
  •  
}
```

```
int Q(int i)  
{  
  int t = 3*i;  
  int v[10];  
  •  
  •  
  return v[t];  
}
```

Mechanisms in Procedures

■ Passing control

- To beginning of procedure code
- Back to return point

■ Passing data

- Procedure arguments
- Return value

■ Memory management

- Allocate during procedure execution
- Deallocate upon return

■ Mechanisms all implemented with machine instructions

■ x86-64 implementation of a procedure uses only those mechanisms required

```
P (...) {  
  •  
  •  
  y = Q(x);  
  print(y)  
  •  
}
```

```
int Q(int i)  
{  
  int t = 3*i;  
  int v[10];  
  •  
  •  
  return v[t];  
}
```

Mechanisms in Procedures

■ Passing control

- To beginning of procedure code
- Back to return point

■ Passing data

- Procedure arguments
- Return value

■ Memory management

- Allocate during procedure execution
- Deallocate upon return

■ Mechanisms all implemented with machine instructions

■ x86-64 implementation of a procedure uses only those mechanisms required

```
P (...) {  
    •  
    •  
    y = Q(x);  
    print(y)  
    •  
}
```

```
int Q(int i)  
{  
    int t = 3*i;  
    int v[10];  
    •  
    •  
    return v[t];  
}
```

Mechanisms in Procedures

```
P (...) {
```

Machine instructions implement the mechanisms, but the choices are determined by designers. These choices make up the **Application Binary Interface (ABI)**.

- Deallocate upon return
- **Mechanisms all implemented with machine instructions**
- **x86-64 implementation of a procedure uses only those mechanisms required**

```
int v[10];  
·  
·  
return v[t];  
}
```


Today

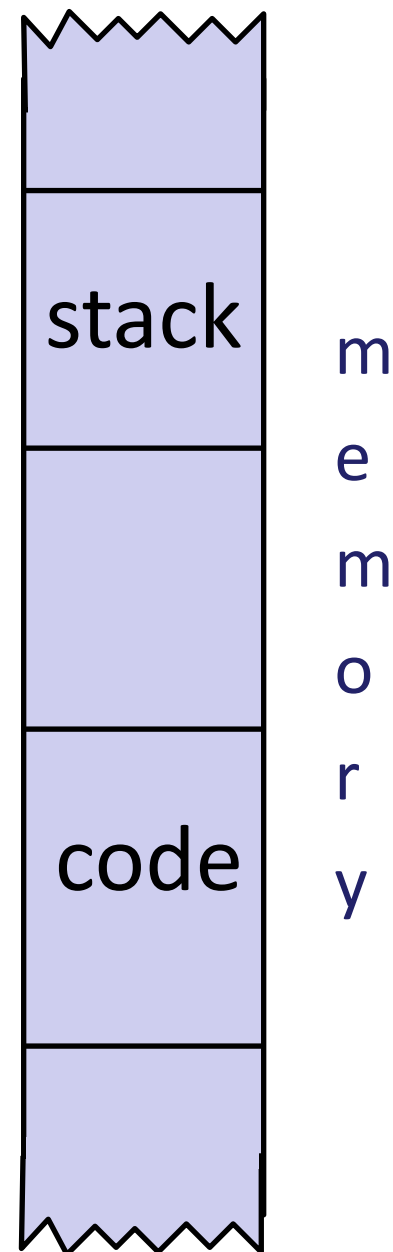
■ Procedures

- Mechanisms
- **Stack Structure**
- Calling Conventions
 - Passing control
 - Passing data
 - Managing local data
- Illustration of Recursion

x86-64 Stack

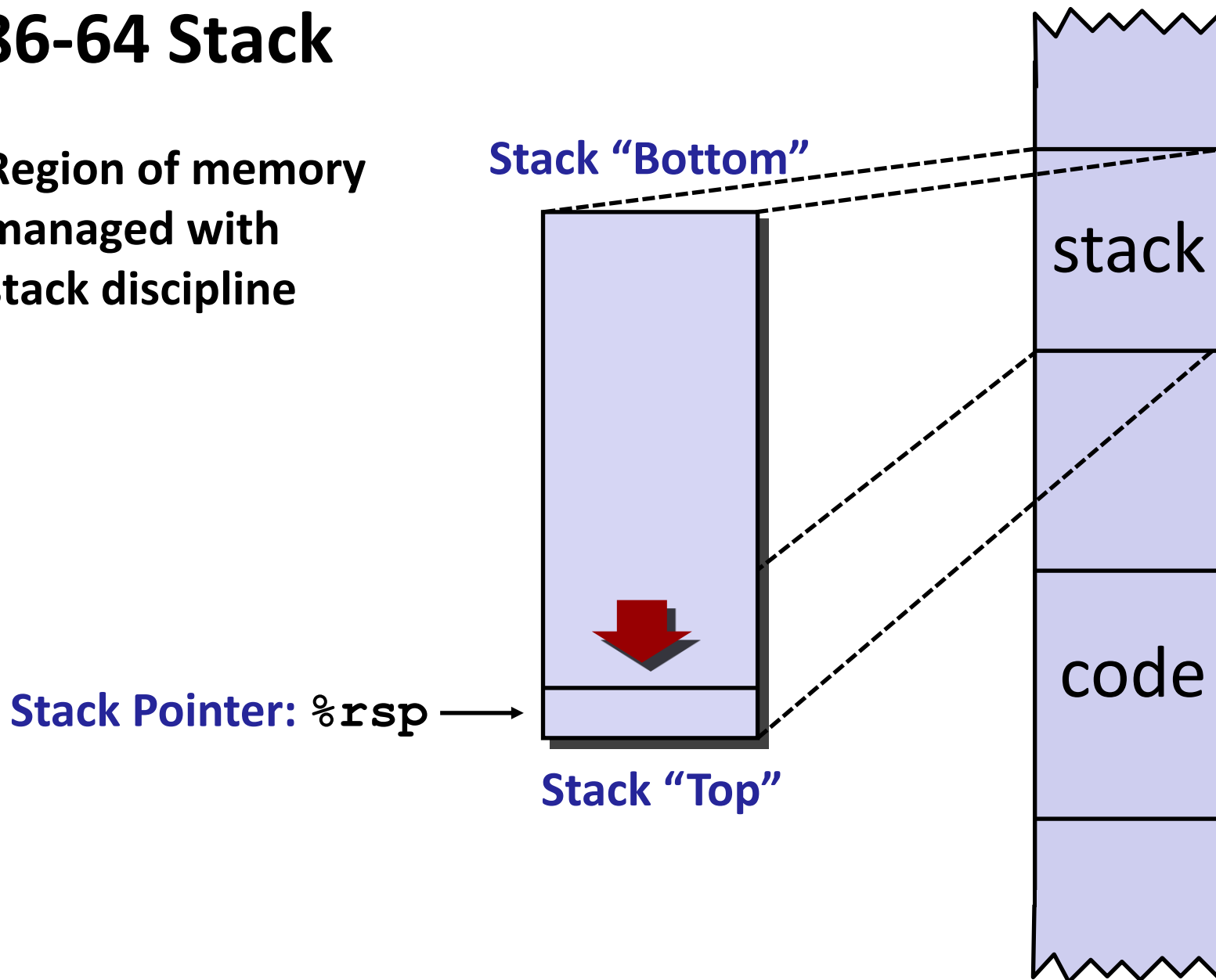
■ Region of memory managed with stack discipline

- Memory viewed as array of bytes.
- Different regions have different purposes.
- (Like ABI, a policy decision)



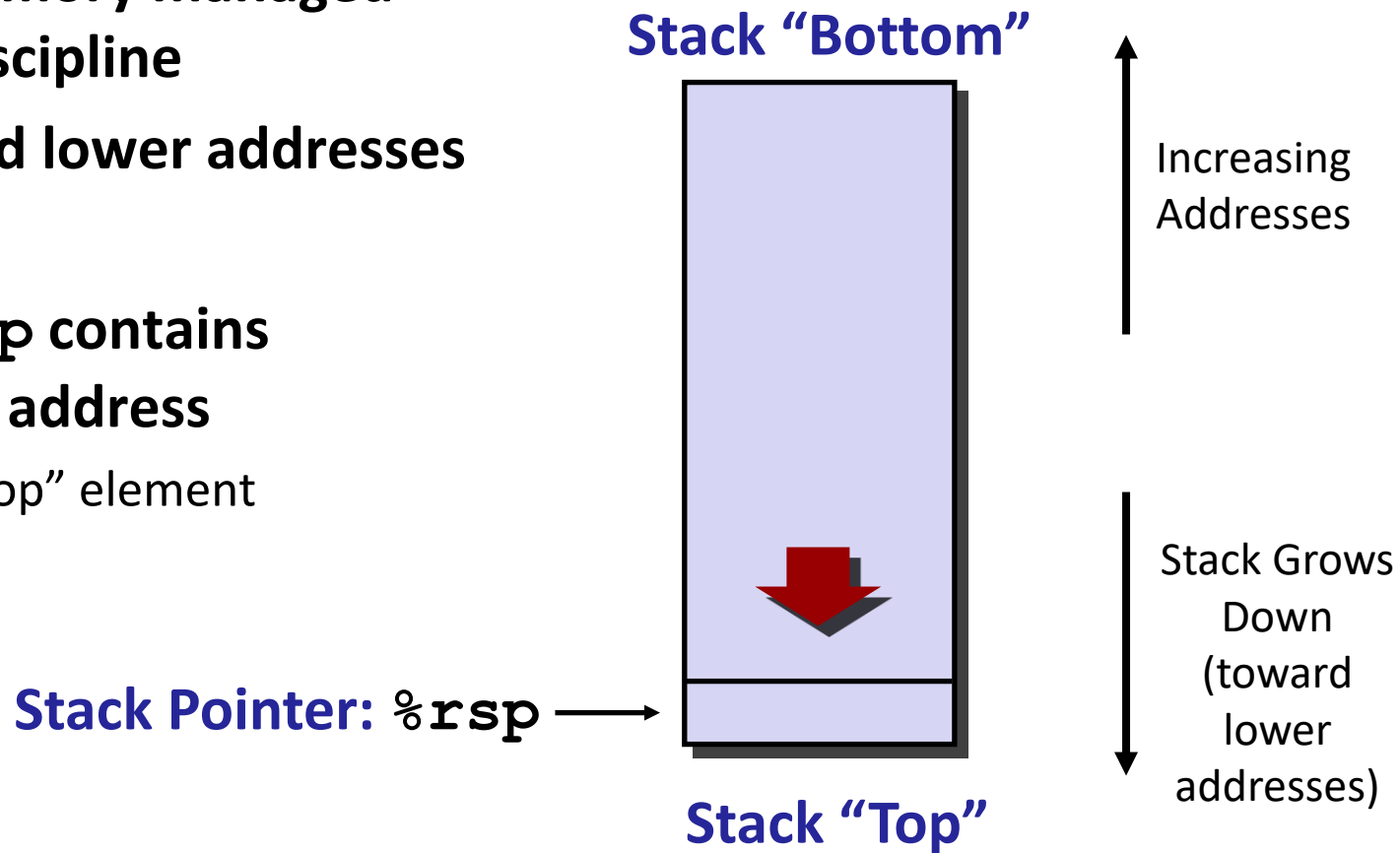
x86-64 Stack

- Region of memory managed with stack discipline



x86-64 Stack

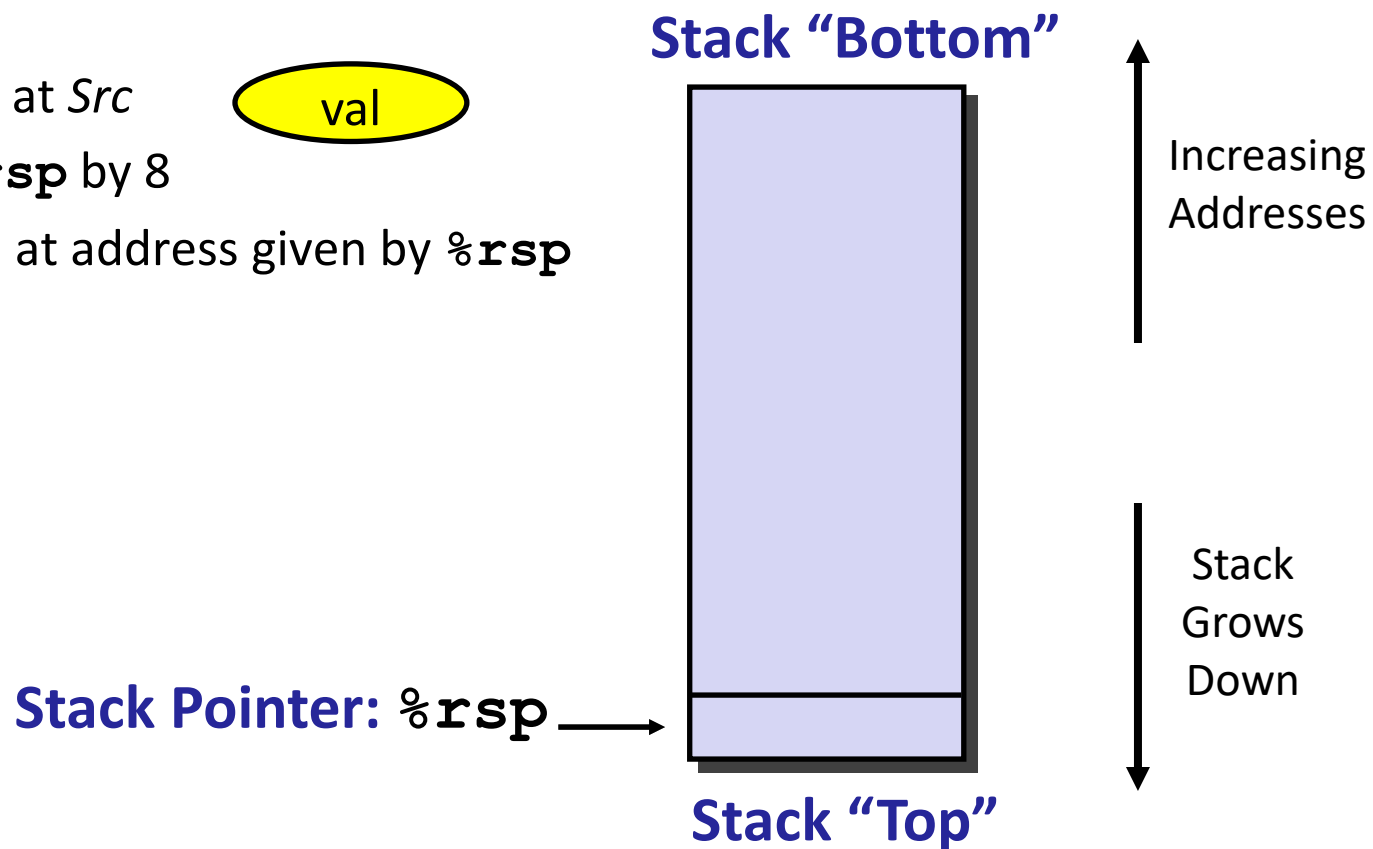
- Region of memory managed with stack discipline
- Grows toward lower addresses
- Register `%rsp` contains lowest stack address
 - address of “top” element



x86-64 Stack: Push

■ `pushq Src`

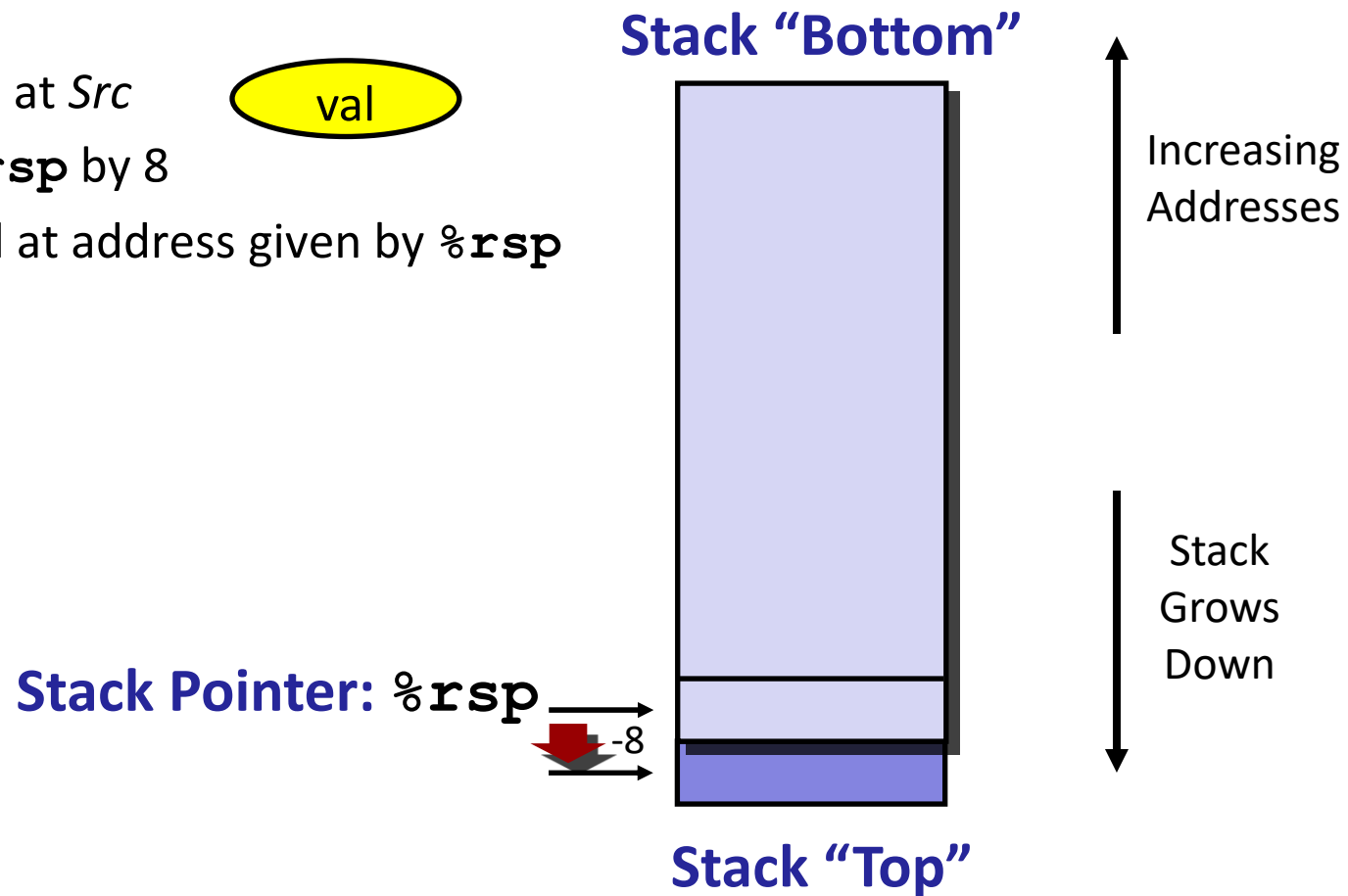
- Fetch operand at *Src* val
- Decrement `%rsp` by 8
- Write operand at address given by `%rsp`



x86-64 Stack: Push

■ `pushq Src`

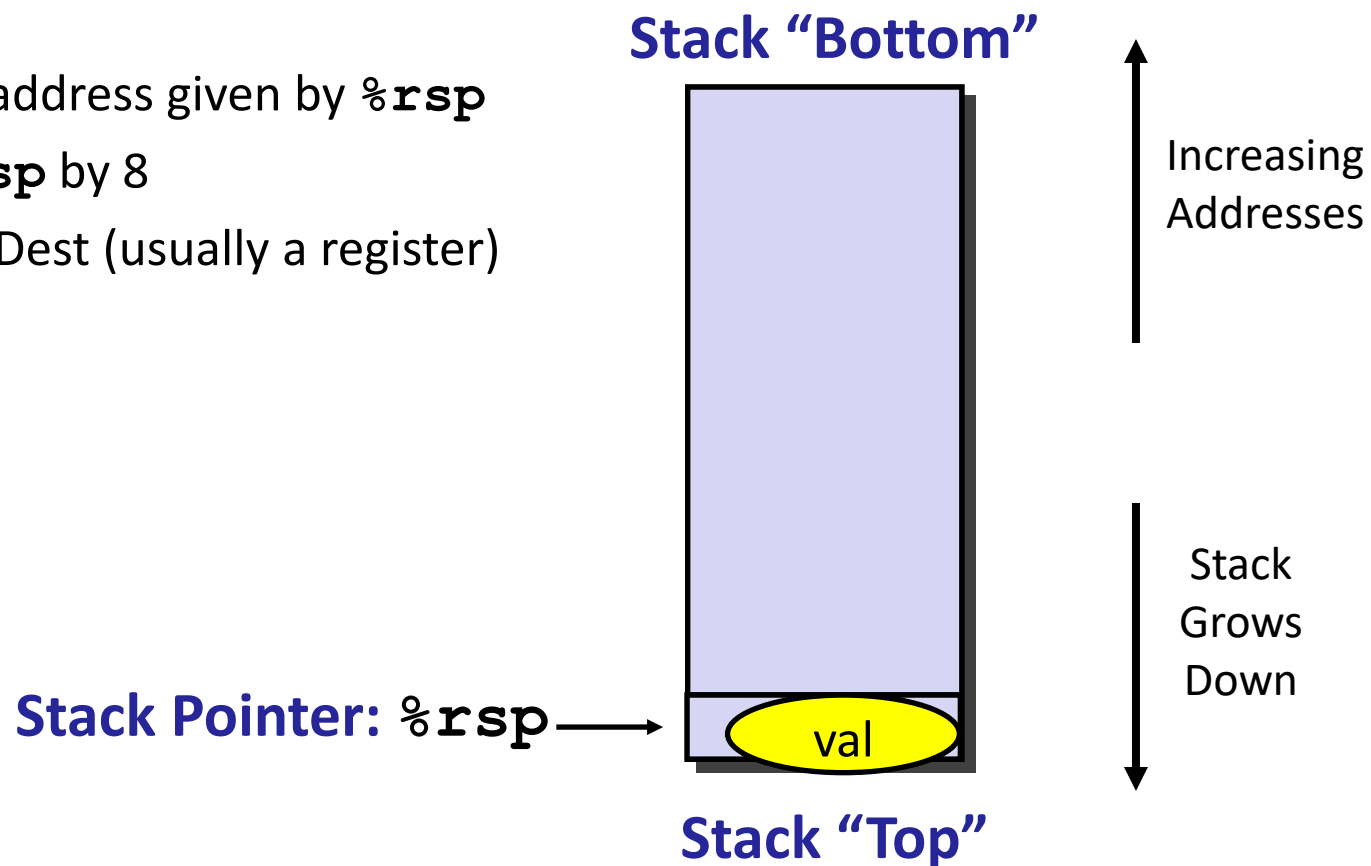
- Fetch operand at *Src*
- Decrement `%rsp` by 8
- Write operand at address given by `%rsp`



x86-64 Stack: Pop

■ `popq Dest`

- Read value at address given by `%rsp`
- Increment `%rsp` by 8
- Store value at `Dest` (usually a register)



x86-64 Stack: Pop

■ `popq Dest`


- Read value at address given by `%rsp`
- Increment `%rsp` by 8
- Store value at `Dest` (usually a register)

val

Stack Pointer: `%rsp`



Stack "Bottom"



Increasing
Addresses

Stack
Grows
Down

Stack "Top"


x86-64 Stack: Pop

■ `popq Dest`

- Read value at address given by `%rsp`
- Increment `%rsp` by 8
- Store value at `Dest` (usually a register)

Stack Pointer: `%rsp` →

Stack "Bottom"



Increasing
Addresses

Stack
Grows
Down

Stack "Top"

(The memory doesn't change,
only the value of `%rsp`)

Today

■ Procedures

- Mechanisms
- Stack Structure
- Calling Conventions
 - **Passing control**
 - Passing data
 - Managing local data
- Illustration of Recursion

Code Examples

```
void multstore(long x, long y, long *dest)
{
    long t = mult2(x, y);
    *dest = t;
}
```

```
0000000000400540 <multstore>:
400540: push    %rbx           # Save %rbx
400541: mov     %rdx,%rbx      # Save dest
400544: callq  400550 <mult2>  # mult2(x,y)
400549: mov     %rax,(%rbx)    # Save at dest
40054c: pop     %rbx           # Restore %rbx
40054d: retq                               # Return
```

```
long mult2(long a, long b)
{
    long s = a * b;
    return s;
}
```

```
0000000000400550 <mult2>:
400550: mov     %rdi,%rax      # a
400553: imul   %rsi,%rax      # a * b
400557: retq                               # Return
```

Procedure Control Flow

- Use stack to support procedure call and return
- **Procedure call:** `call label`
 - Push return address on stack
 - Jump to *label*
- **Return address:**
 - Address of the next instruction right after call
 - Example from disassembly
- **Procedure return:** `ret`
 - Pop address from stack
 - Jump to address

Control Flow Example #1

```

0000000000400540 <multstore>:
.
.
400544: callq   400550 <mult2>
400549: mov    %rax, (%rbx)
.
.

```

```

0000000000400550 <mult2>:
400550: mov    %rdi,%rax
.
.
400557: retq

```

0x130

0x128

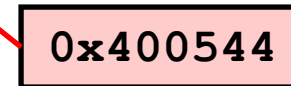
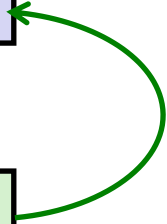
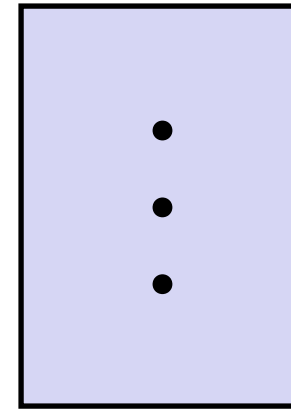
0x120

%rsp

%rip

0x120

0x400544



Control Flow Example #2

```

0000000000400540 <multstore>:
.
.
400544: callq   400550 <mult2>
400549: mov    %rax, (%rbx) ←
.
.

```

```

0000000000400550 <mult2>:
400550: mov    %rdi,%rax ←
.
.
400557: retq

```

0x130

0x128

0x120

0x118

0x400549

%rsp

0x118

%rip

0x400550



Control Flow Example #3

```
0000000000400540 <multstore>:
```

```
•
•
400544: callq 400550 <mult2>
400549: mov  %rax, (%rbx) ←
•
•
```

```
0000000000400550 <mult2>:
```

```
400550: mov  %rdi,%rax
•
•
400557: retq ←
```

0x130

0x128

0x120

0x118

0x400549

%rsp

0x118

%rip

0x400557

Control Flow Example #4

```

0000000000400540 <multstore>:
.
.
400544: callq   400550 <mult2>
400549: mov    %rax, (%rbx)
.
.

```

```

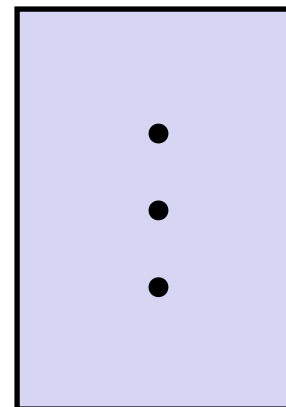
0000000000400550 <mult2>:
400550: mov    %rdi,%rax
.
.
400557: retq

```

0x130

0x128

0x120

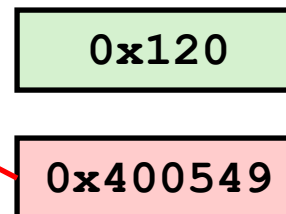


%rsp

0x120

%rip

0x400549



Today

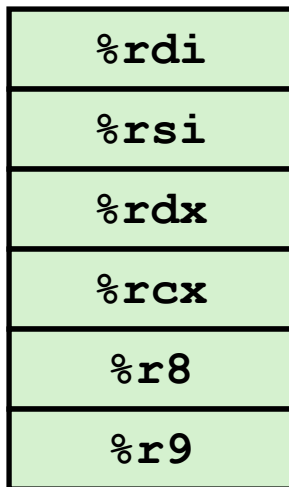
■ Procedures

- Mechanisms
- Stack Structure
- Calling Conventions
 - Passing control
 - **Passing data**
 - Managing local data
- Illustrations of Recursion & Pointers

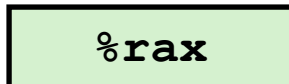
Procedure Data Flow

Registers

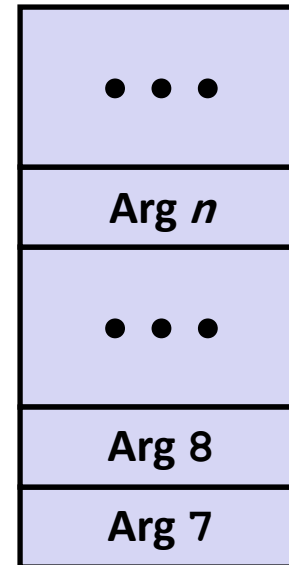
■ First 6 arguments



■ Return value



Stack



■ Only allocate stack space when needed

Data Flow Examples

```
void multstore
(long x, long y, long *dest)
{
    long t = mult2(x, y);
    *dest = t;
}
```

```
0000000000400540 <multstore>:
    # x in %rdi, y in %rsi, dest in %rdx
    ...
400541: mov     %rdx,%rbx        # Save dest
400544: callq  400550 <mult2>    # mult2(x,y)
    # t in %rax
400549: mov     %rax,(%rbx)      # Save at dest
    ...
```

```
long mult2
(long a, long b)
{
    long s = a * b;
    return s;
}
```

```
0000000000400550 <mult2>:
    # a in %rdi, b in %rsi
400550: mov     %rdi,%rax        # a
400553: imul   %rsi,%rax        # a * b
    # s in %rax
400557: retq                               # Return
```

Today

■ Procedures

- Mechanisms
- Stack Structure
- Calling Conventions
 - Passing control
 - Passing data
 - **Managing local data**
- Illustration of Recursion

Stack-Based Languages

■ Languages that support recursion

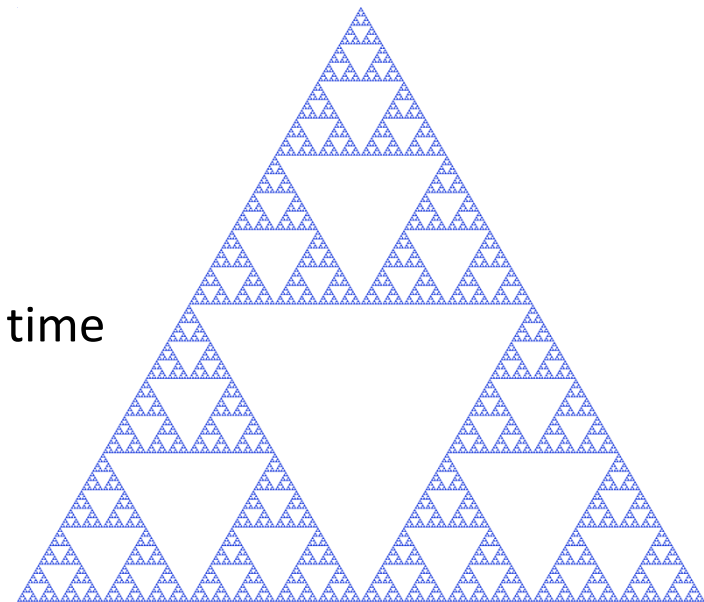
- e.g., C, Pascal, Java
- Code must be “*Reentrant*”
 - Multiple simultaneous instantiations of single procedure
- Need some place to store state of each instantiation
 - Arguments
 - Local variables
 - Return address

■ Stack discipline

- State for given procedure needed for limited time
 - From when called to when return
- Callee returns before caller does

■ Stack allocated in *Frames*

- state for single procedure instantiation



Call Chain Example

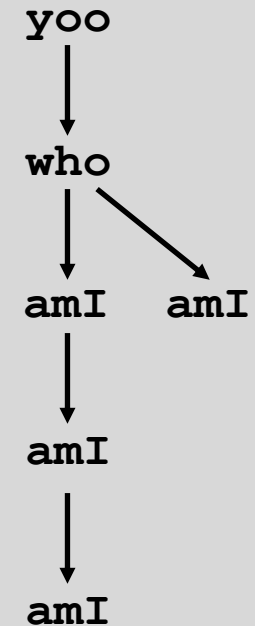
```
yoo (...)  
{  
  .  
  .  
  who ();  
  .  
  .  
}
```

```
who (...)  
{  
  . . .  
  amI ();  
  . . .  
  amI ();  
  . . .  
}
```

```
amI (...)  
{  
  .  
  .  
  amI ();  
  .  
  .  
}
```

Procedure amI () is recursive

Example Call Chain



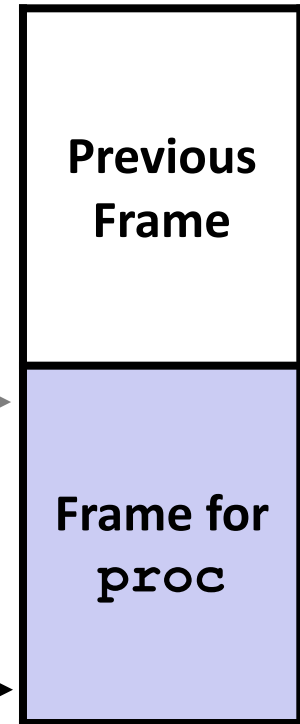
Stack Frames

■ Contents

- Return information
- Local storage (if needed)
- Temporary space (if needed)

Frame Pointer: `%rbp`
(Optional)

Stack Pointer: `%rsp`




Stack "Top"

■ Management

- Space allocated when enter procedure
 - "Set-up" code
 - Includes push by `call` instruction
- Deallocated when return
 - "Tear-down" code
 - Includes pop by `ret` instruction

Example

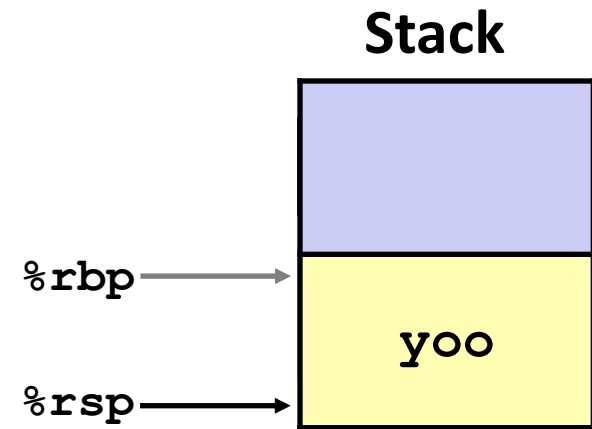


```

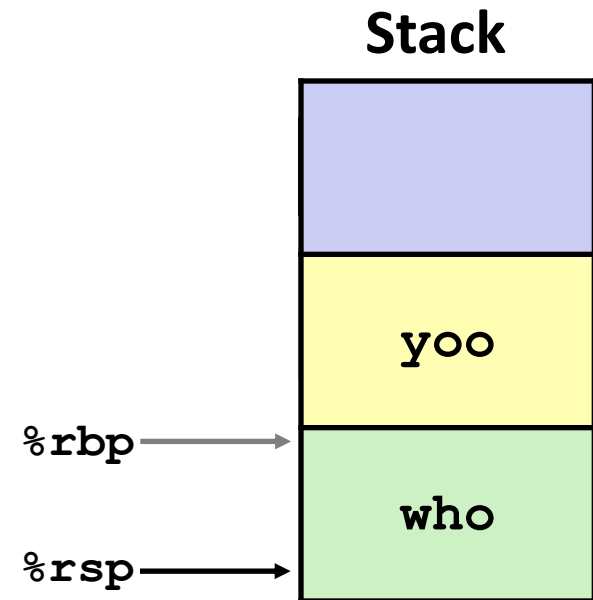
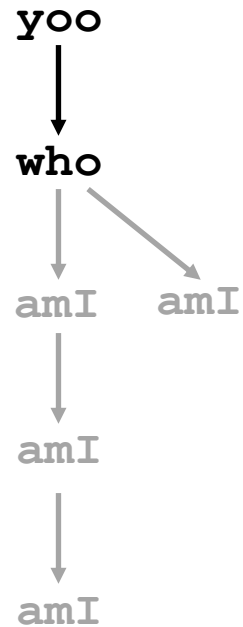
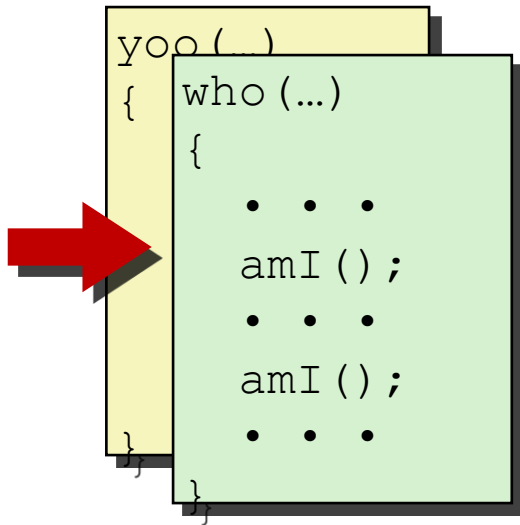
yoo (...)
{
    .
    .
    who ();
    .
    .
}
  
```

```

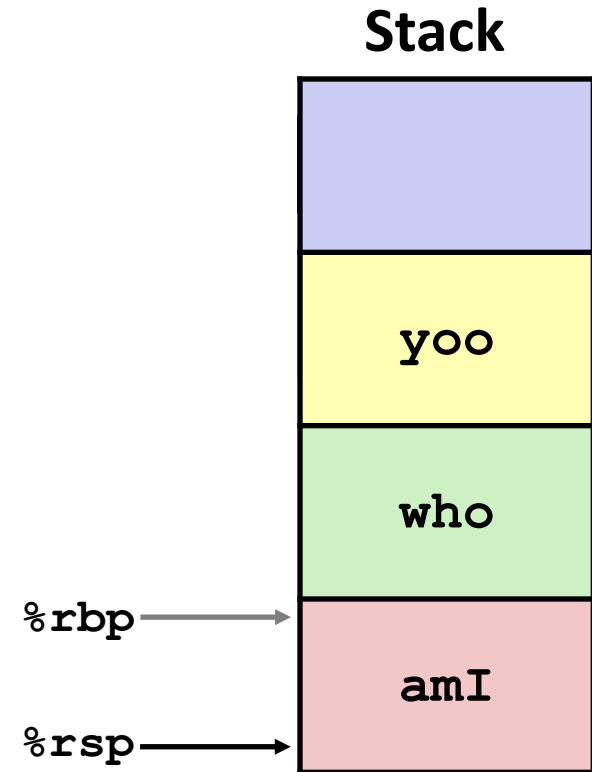
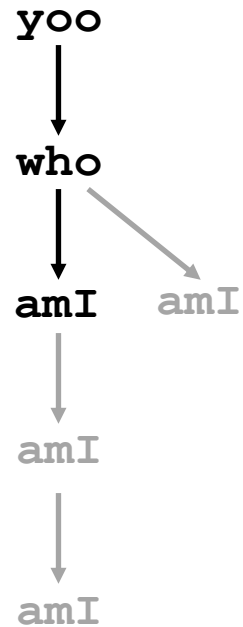
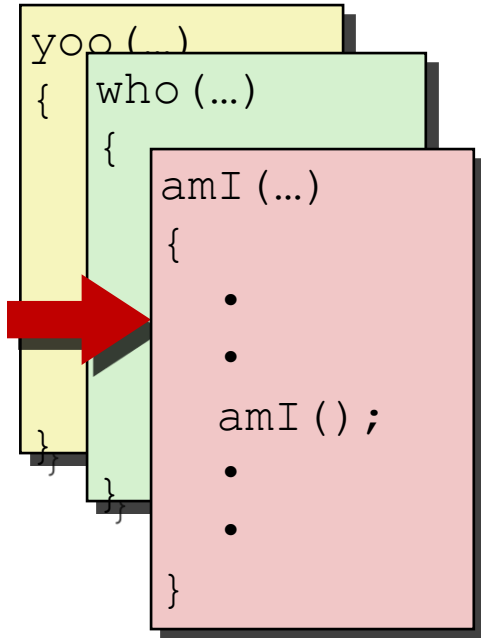
yoo
  |
  v
who
 /  \
amI  amI
  |
  v
amI
  |
  v
amI
  
```



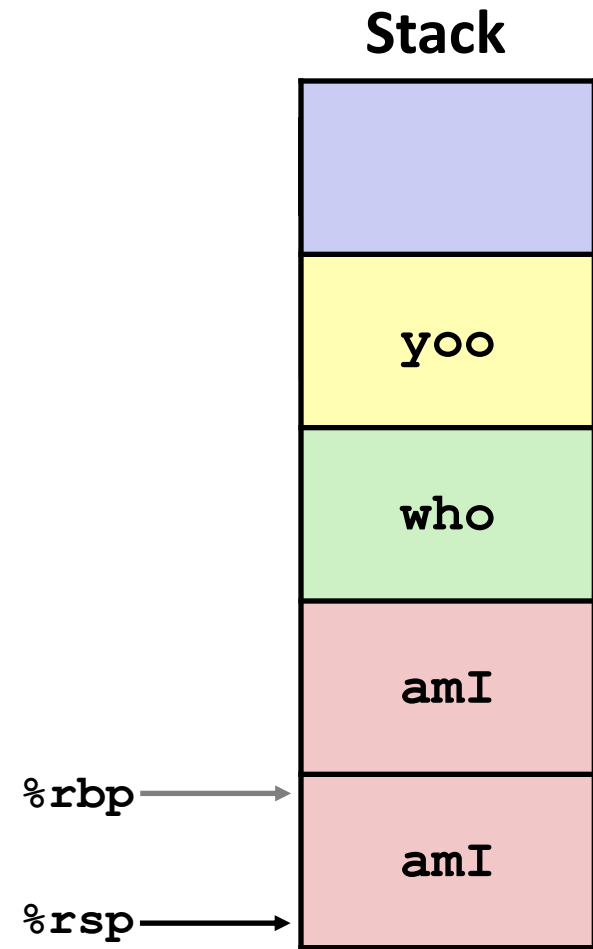
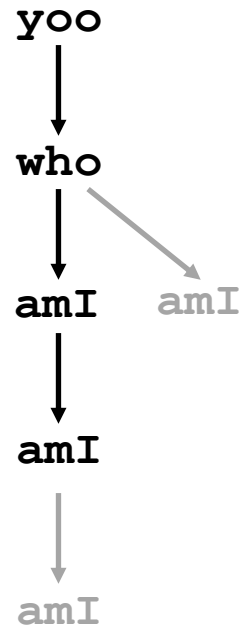
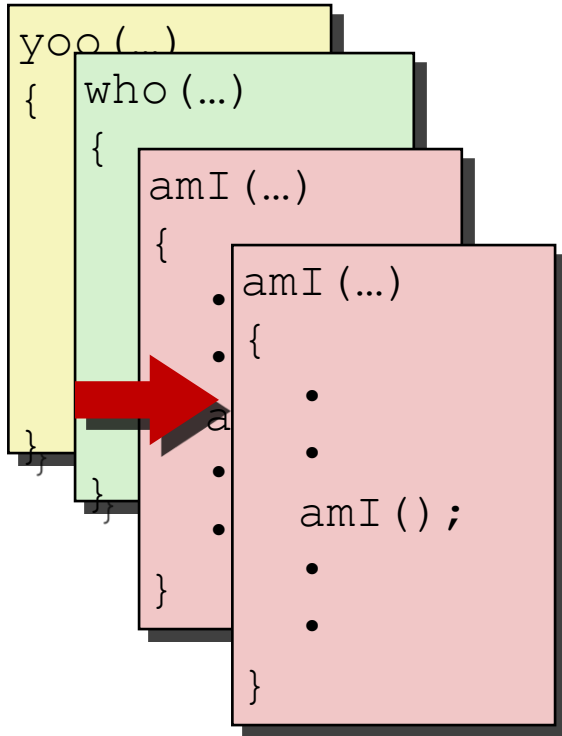
Example



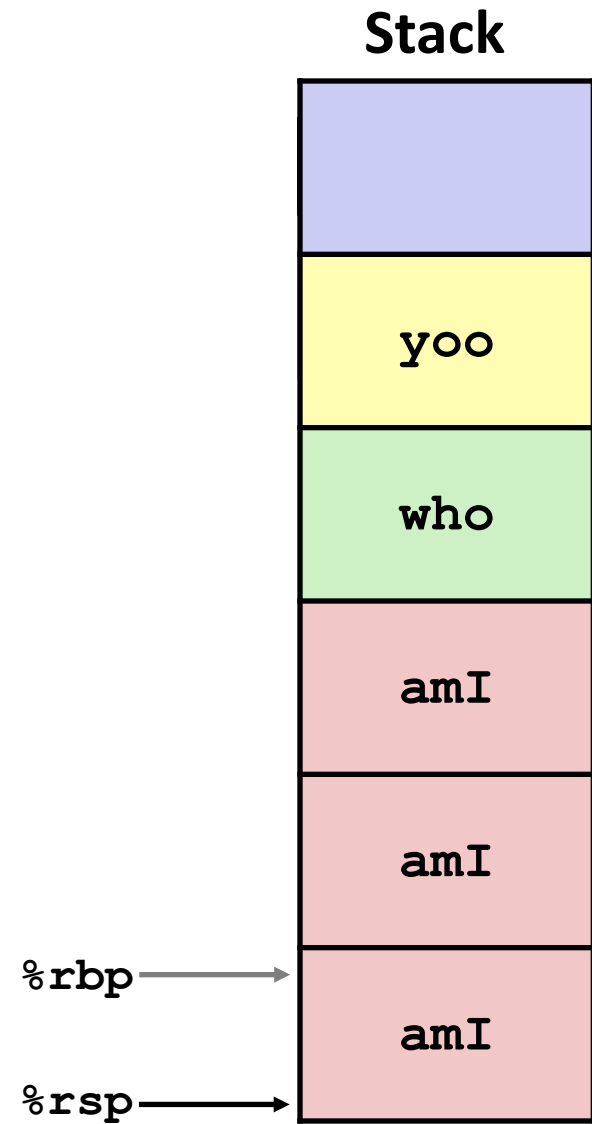
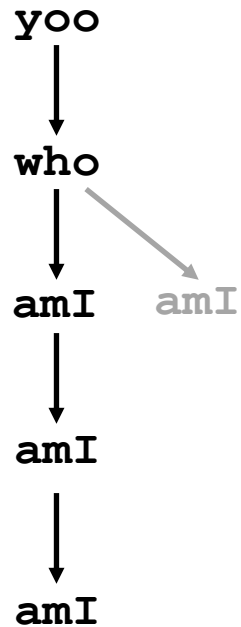
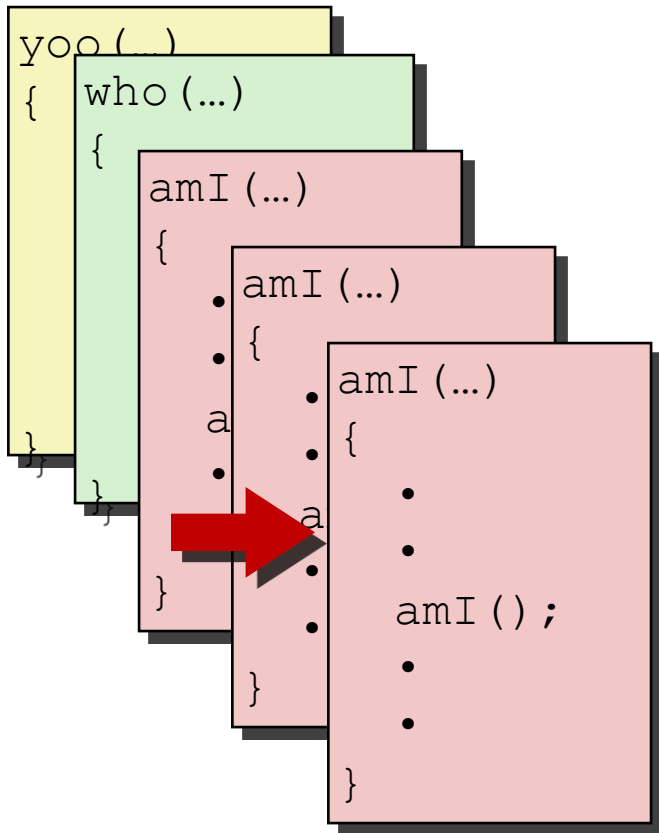
Example



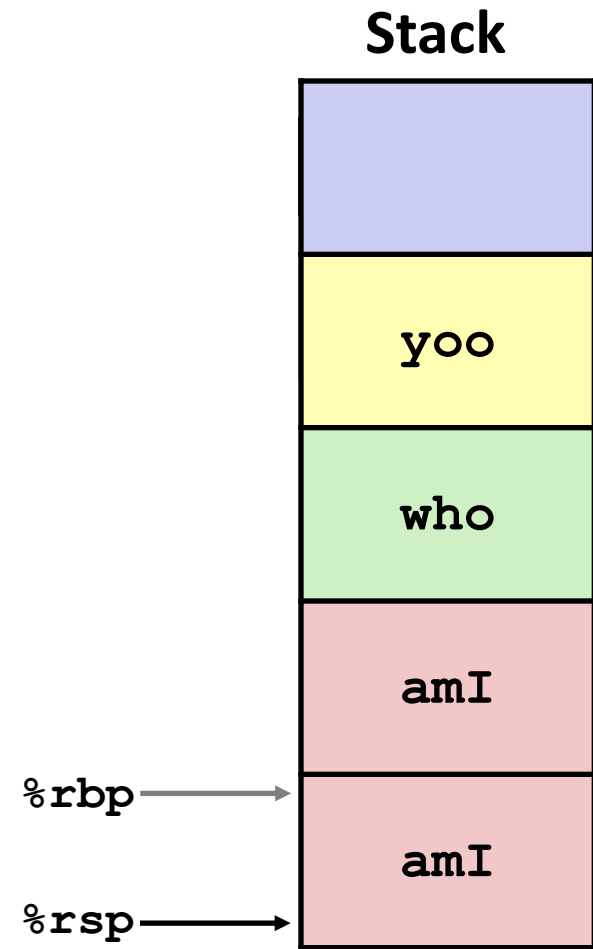
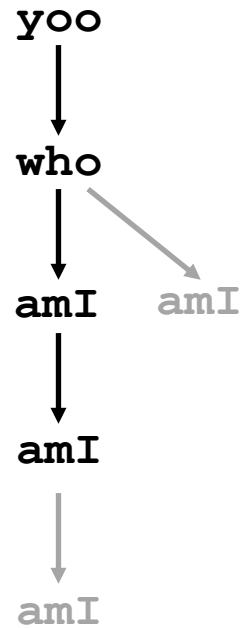
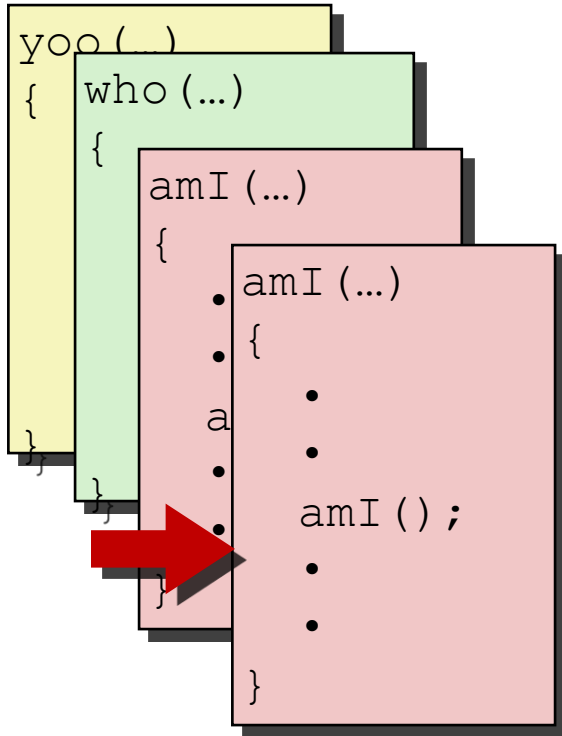
Example



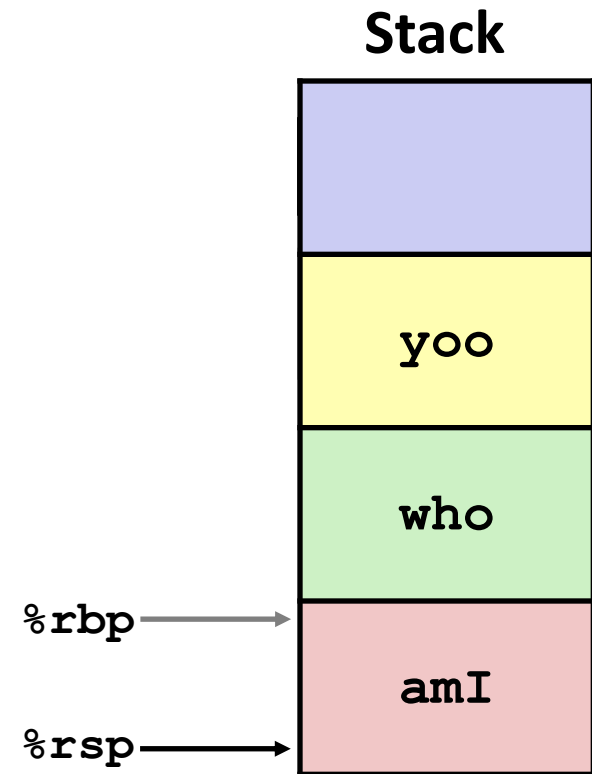
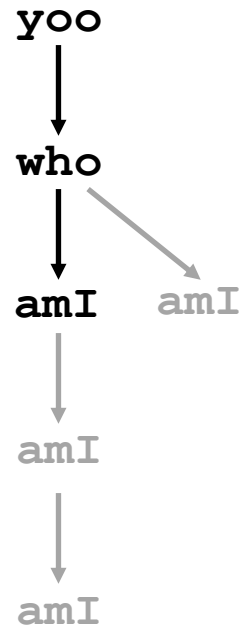
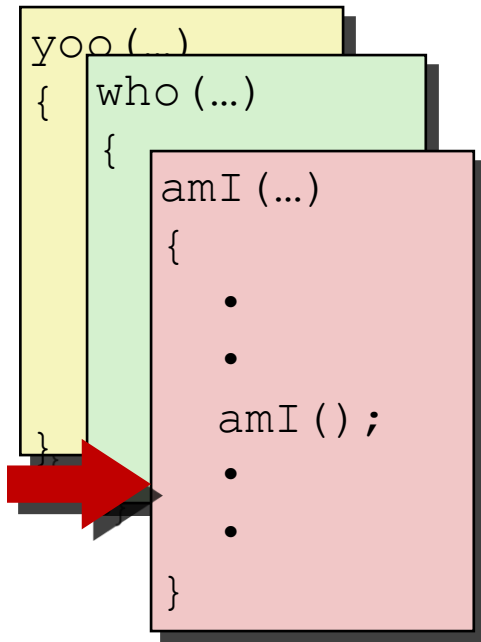
Example



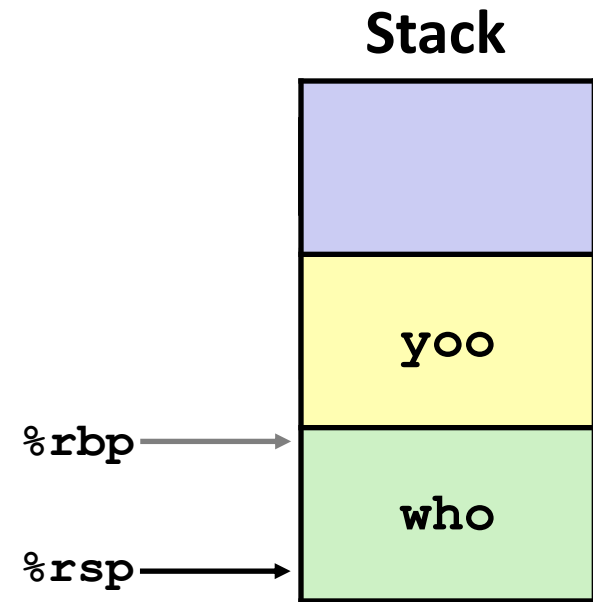
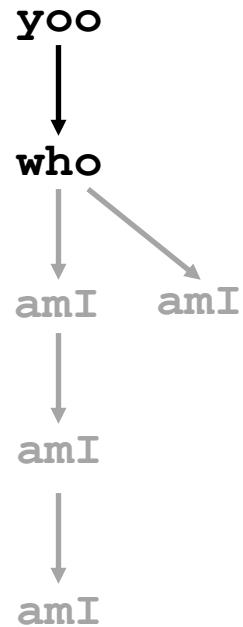
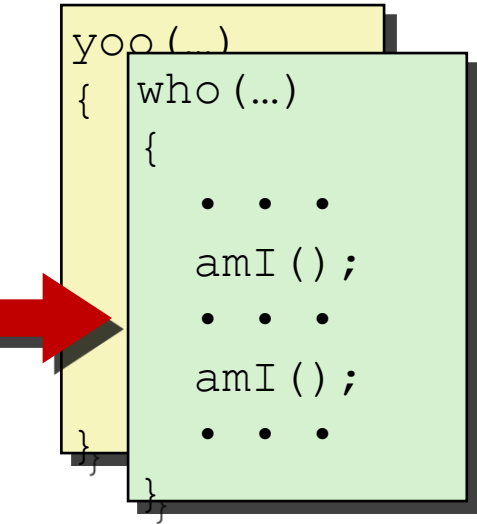
Example



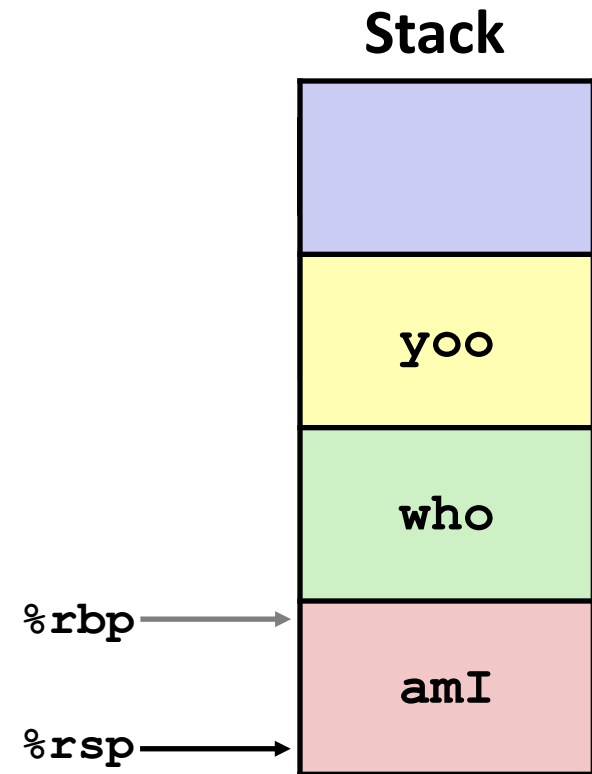
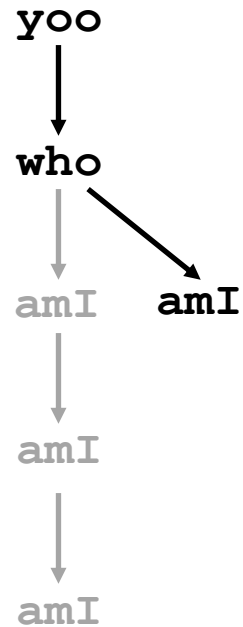
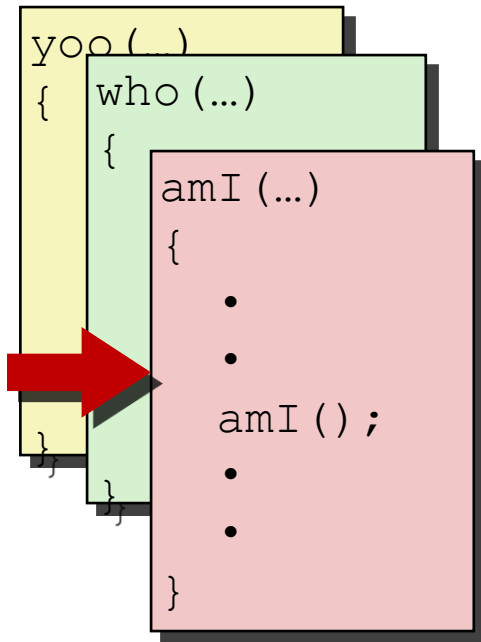
Example



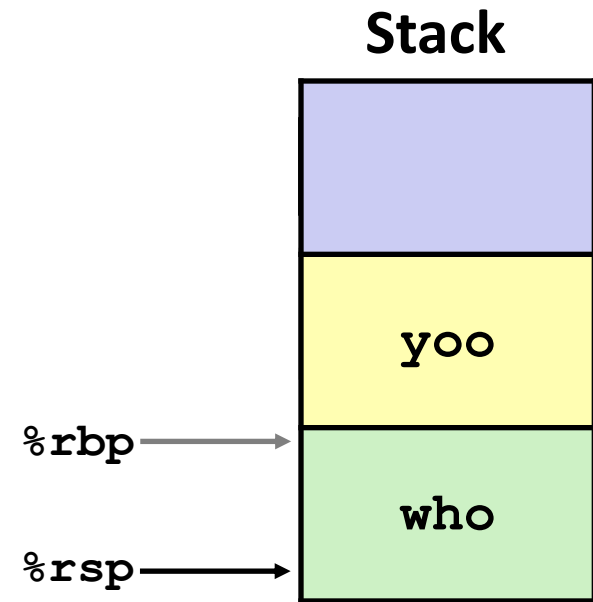
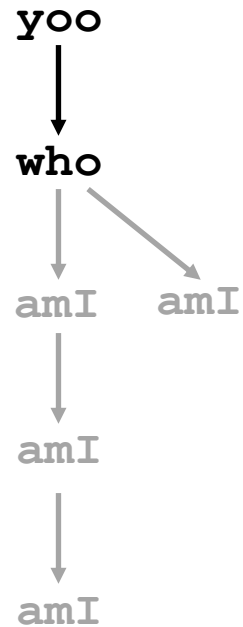
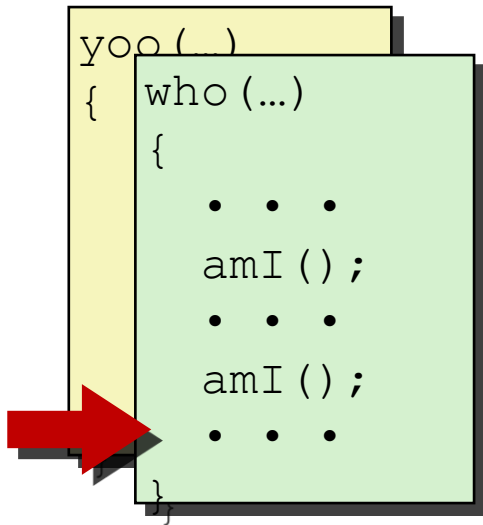
Example



Example



Example




Example

```

yoo (...)
{
  .
  .
  who ();
  .
  .
}

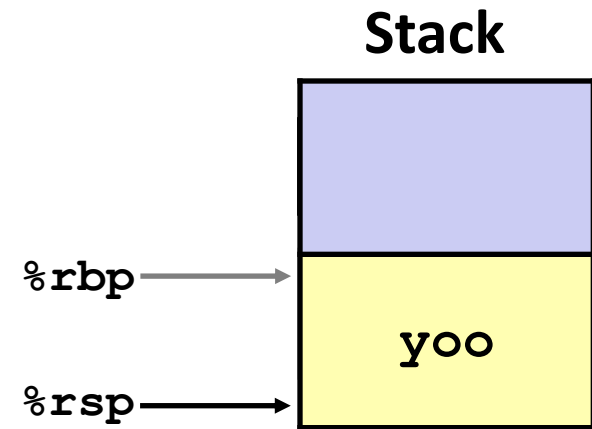
```



```

yoo
  ↓
who
  ↓  ↘
amI  amI
  ↓
amI
  ↓
amI

```



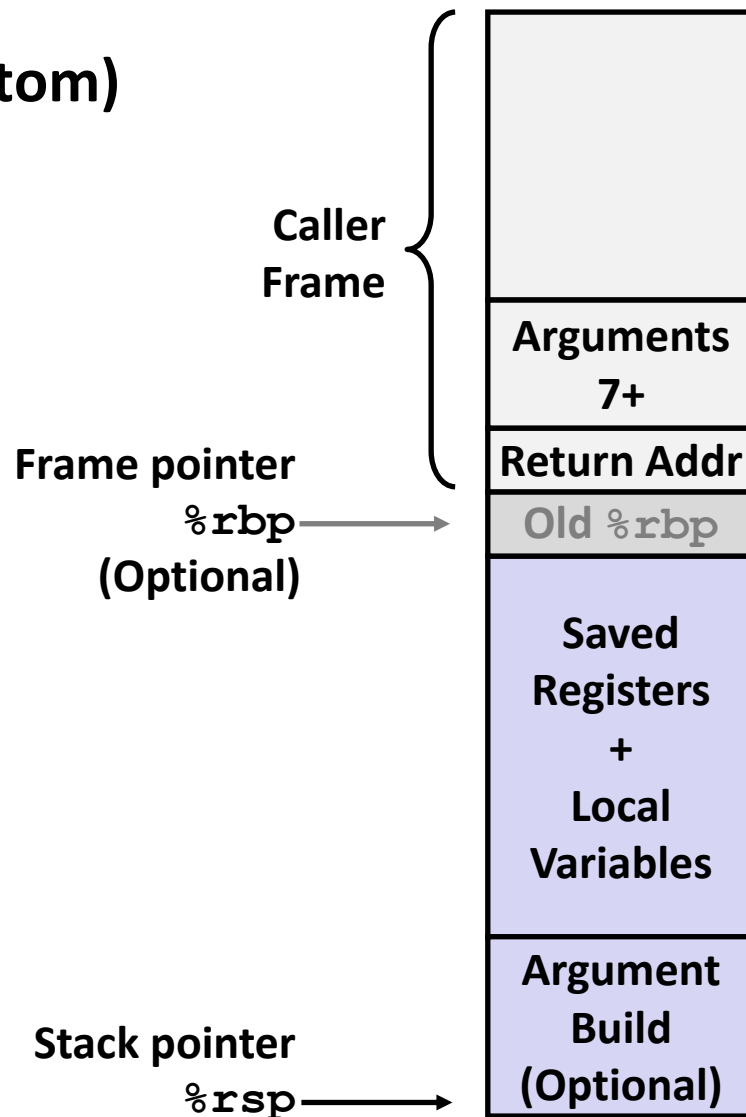
x86-64/Linux Stack Frame

■ Current Stack Frame (“Top” to Bottom)

- “Argument build:”
Parameters for function about to call
- Local variables
If can’t keep in registers
- Saved register context
- Old frame pointer (optional)

■ Caller Stack Frame

- Return address
 - Pushed by `call` instruction
- Arguments for this call



Example: `incr`

```
long incr(long *p, long val) {
    long x = *p;
    long y = x + val;
    *p = y;
    return x;
}
```

```
incr:
    movq    (%rdi), %rax
    addq    %rax, %rsi
    movq    %rsi, (%rdi)
    ret
```

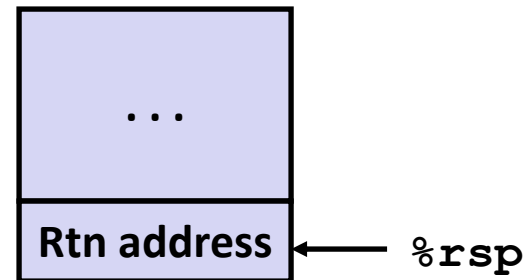
Register	Use(s)
<code>%rdi</code>	Argument <code>p</code>
<code>%rsi</code>	Argument <code>val</code> , <code>y</code>
<code>%rax</code>	<code>x</code> , Return value

Example: Calling `incr` #1

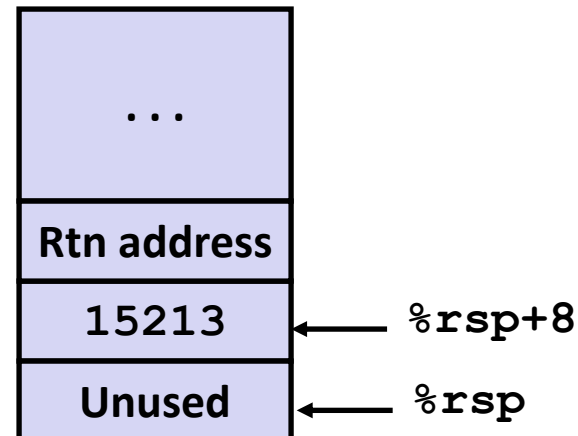
```
long call_incr() {
    long v1 = 15213;
    long v2 = incr(&v1, 3000);
    return v1+v2;
}
```

```
call_incr:
    subq    $16, %rsp
    movq    $15213, 8(%rsp)
    movl    $3000, %esi
    leaq    8(%rsp), %rdi
    call    incr
    addq    8(%rsp), %rax
    addq    $16, %rsp
    ret
```

Initial Stack Structure



Resulting Stack Structure

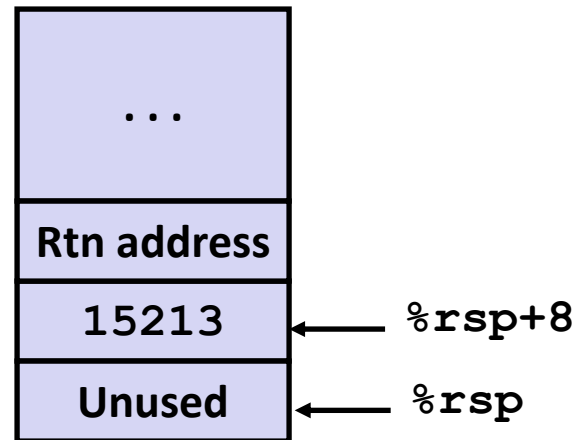


Example: Calling `incr` #2

```
long call_incr() {
    long v1 = 15213;
    long v2 = incr(&v1, 3000);
    return v1+v2;
}
```

```
call_incr:
    subq    $16, %rsp
    movq    $15213, 8(%rsp)
    movl    $3000, %esi
    leaq    8(%rsp), %rdi
    call    incr
    addq    8(%rsp), %rax
    addq    $16, %rsp
    ret
```

Stack Structure

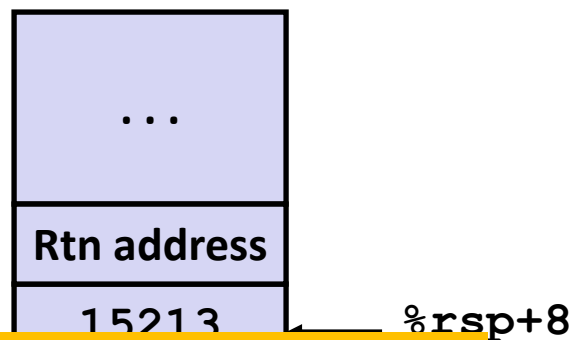


Register	Use(s)
%rdi	&v1
%rsi	3000

Example: Calling `incr` #2

```
long call_incr() {
    long v1 = 15213;
    long v2 = incr(&v1, 3000);
    return v1+v2;
}
```

Stack Structure



Aside 1: `movl $3000, %esi`

- Note: `movl` -> `%exx` zeros out high order 32 bits.
- Why use `movl` instead of `movq`? 1 byte shorter.

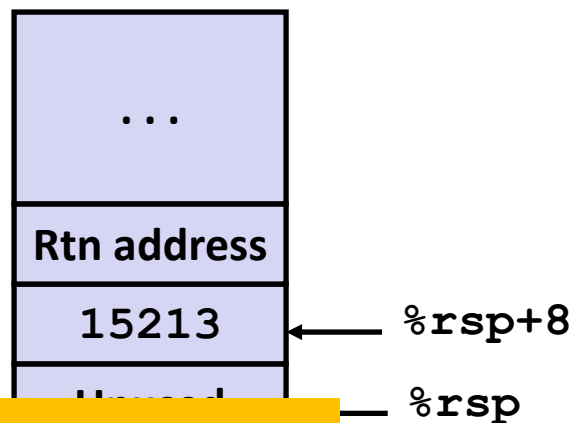
```
call_incr:
    subq    $8, %rsp
    movl    $3000, %esi
    leaq   8(%rsp), %rdi
    call   incr
    addq   8(%rsp), %rax
    addq   $16, %rsp
    ret
```

<code>%rdi</code>	<code>&v1</code>
<code>%rsi</code>	3000

Example: Calling `incr` #2

```
long call_incr() {
    long v1 = 15213;
    long v2 = incr(&v1, 3000);
    return v1+v2;
}
```

Stack Structure



Aside 2: `leaq 8(%rsp), %rdi`

- Computes `%rsp+8`
- Actually, used for what it is meant!

```
leaq    8(%rsp), %rdi
call    incr
addq    8(%rsp), %rax
addq    $16, %rsp
ret
```

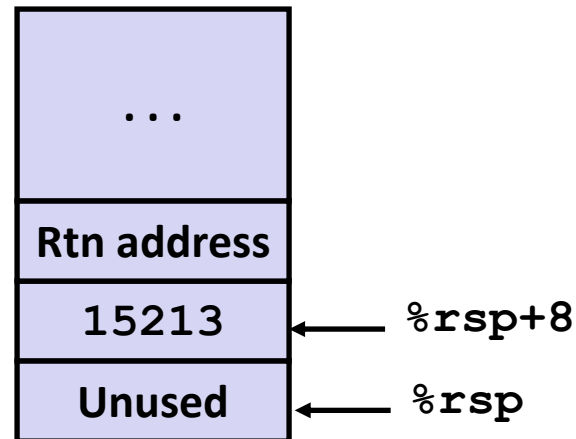
	use(s)
<code>%rdi</code>	<code>v1</code>
<code>%rsi</code>	3000

Example: Calling `incr` #2

```
long call_incr() {
    long v1 = 15213;
    long v2 = incr(&v1, 3000);
    return v1+v2;
}
```

```
call_incr:
    subq    $16, %rsp
    movq    $15213, 8(%rsp)
    movl    $3000, %esi
    leaq    8(%rsp), %rdi
    call    incr
    addq    8(%rsp), %rax
    addq    $16, %rsp
    ret
```

Stack Structure



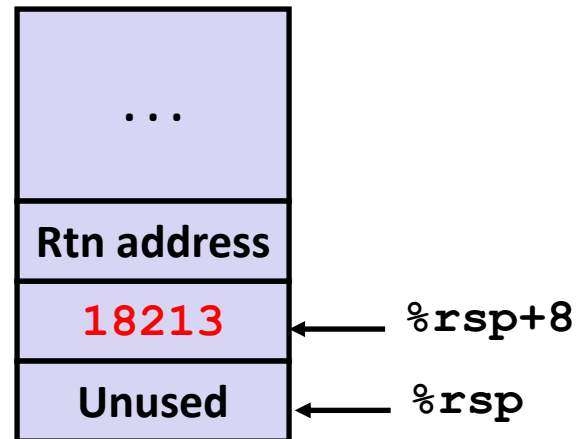
Register	Use(s)
%rdi	&v1
%rsi	3000

Example: Calling `incr` #3

```
long call_incr() {
    long v1 = 15213;
    long v2 = incr(&v1, 3000);
    return v1+v2;
}
```

```
call_incr:
    subq    $16, %rsp
    movq    $15213, 8(%rsp)
    movl    $3000, %esi
    leaq    8(%rsp), %rdi
    call    incr
    addq    8(%rsp), %rax
    addq    $16, %rsp
    ret
```

Stack Structure



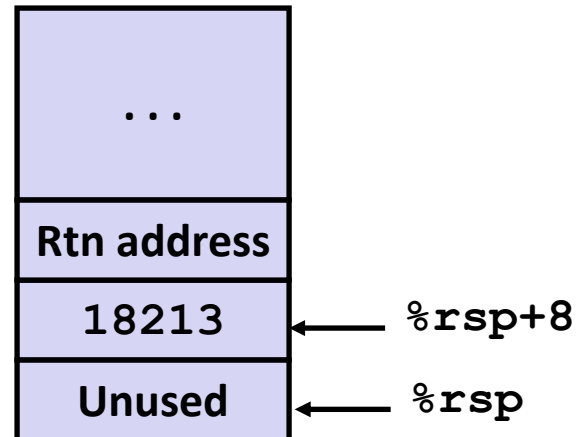
Register	Use(s)
%rdi	&v1
%rsi	3000

Example: Calling `incr` #4

```
long call_incr() {
    long v1 = 15213;
    long v2 = incr(&v1, 3000);
    return v1+v2;
}
```

```
call_incr:
    subq    $16, %rsp
    movq    $15213, 8(%rsp)
    movl    $3000, %esi
    leaq    8(%rsp), %rdi
    call    incr
    addq    8(%rsp), %rax
    addq    $16, %rsp
    ret
```

Stack Structure



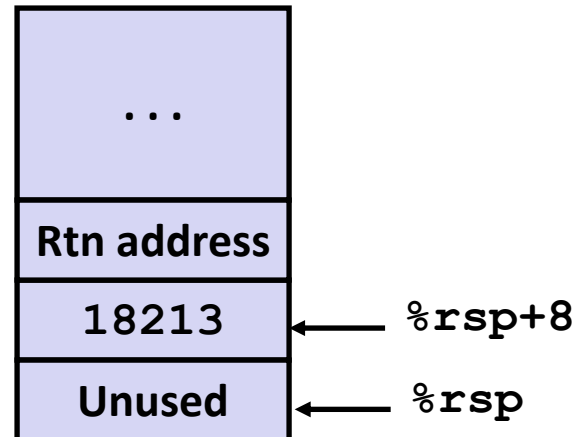
Register	Use(s)
<code>%rax</code>	Return value

Example: Calling `incr` #5a

```
long call_incr() {
    long v1 = 15213;
    long v2 = incr(&v1, 3000);
    return v1+v2;
}
```

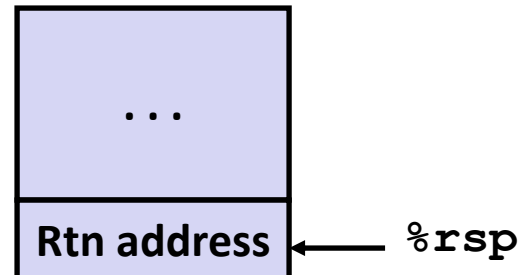
```
call_incr:
    subq    $16, %rsp
    movq    $15213, 8(%rsp)
    movl    $3000, %esi
    leaq    8(%rsp), %rdi
    call    incr
    addq    8(%rsp), %rax
    addq    $16, %rsp
    ret
```

Stack Structure



Register	Use(s)
<code>%rax</code>	Return value

Updated Stack Structure

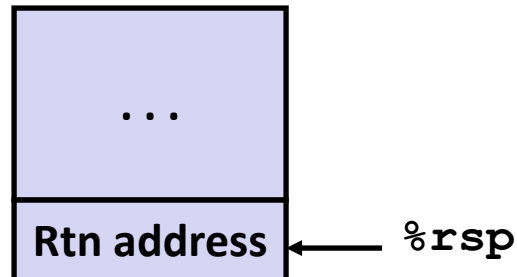


Example: Calling `incr` #5b

```
long call_incr() {
    long v1 = 15213;
    long v2 = incr(&v1, 3000);
    return v1+v2;
}
```

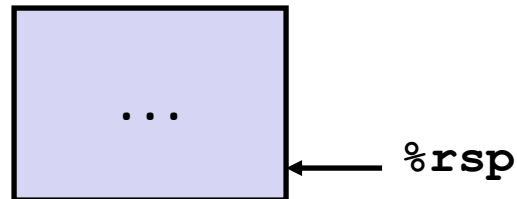
```
call_incr:
    subq    $16, %rsp
    movq    $15213, 8(%rsp)
    movl    $3000, %esi
    leaq    8(%rsp), %rdi
    call    incr
    addq    8(%rsp), %rax
    addq    $16, %rsp
    ret
```

Updated Stack Structure



Register	Use(s)
<code>%rax</code>	Return value

Final Stack Structure



Register Saving Conventions

■ When procedure `yoo` calls `who`:

- `yoo` is the *caller*
- `who` is the *callee*

■ Can a register be used for temporary storage?

```
yoo:
    . . .
    movq $15213, %rdx
    call who
    addq %rdx, %rax
    . . .
    ret
```

```
who:
    . . .
    subq $18213, %rdx
    . . .
    ret
```

- Contents of register `%rdx` overwritten by `who`
- If a callee *clobbers* your register, its value is lost!
 - Need coordination between caller/callee

Register Saving Conventions

- When procedure *yoo* calls *who*:
 - *yoo* is the *caller*
 - *who* is the *callee*
- Can register be used for temporary storage?
- Conventions
 - *“Caller Saved”*
 - Caller must save values in its stack frame before call
 - *“Callee Saved”*
 - Callee saves values in its frame before using
 - Callee restores values before returning

x86-64 Linux Register Usage #1

■ `%rax`

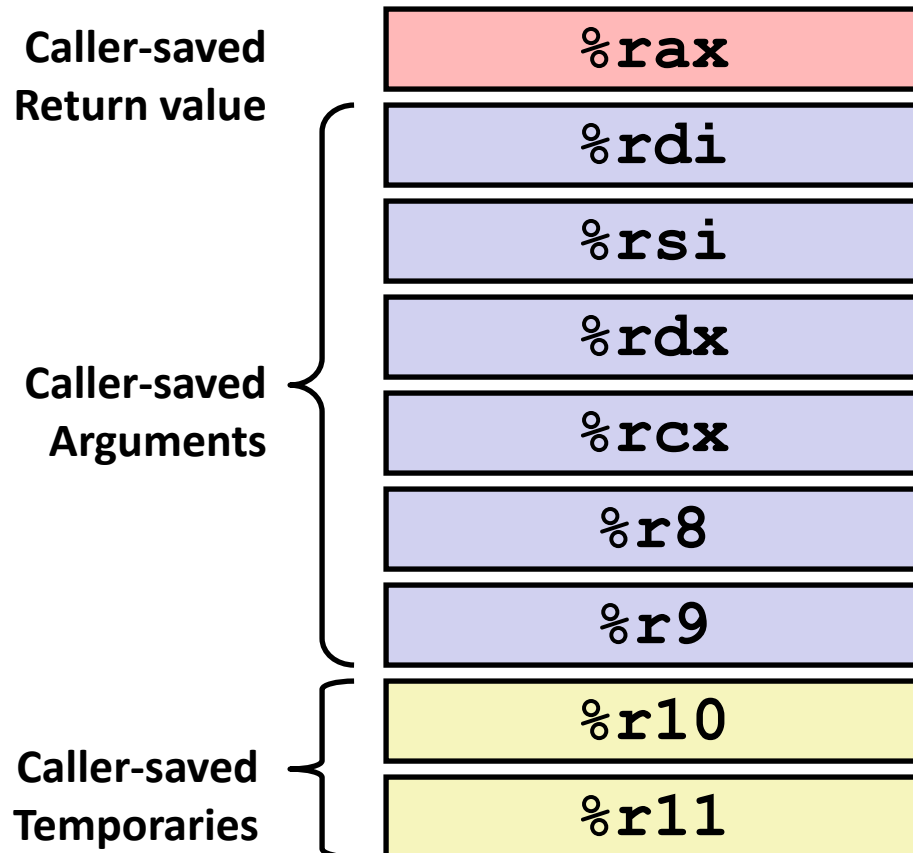
- Return value
- Also caller-saved
- Can be modified by procedure

■ `%rdi, ..., %r9`

- Arguments
- Also caller-saved
- Can be modified by procedure

■ `%r10, %r11`

- Caller-saved
- Can be modified by procedure



x86-64 Linux Register Usage #2

■ `%rbx`, `%r12`, `%r13`, `%r14`

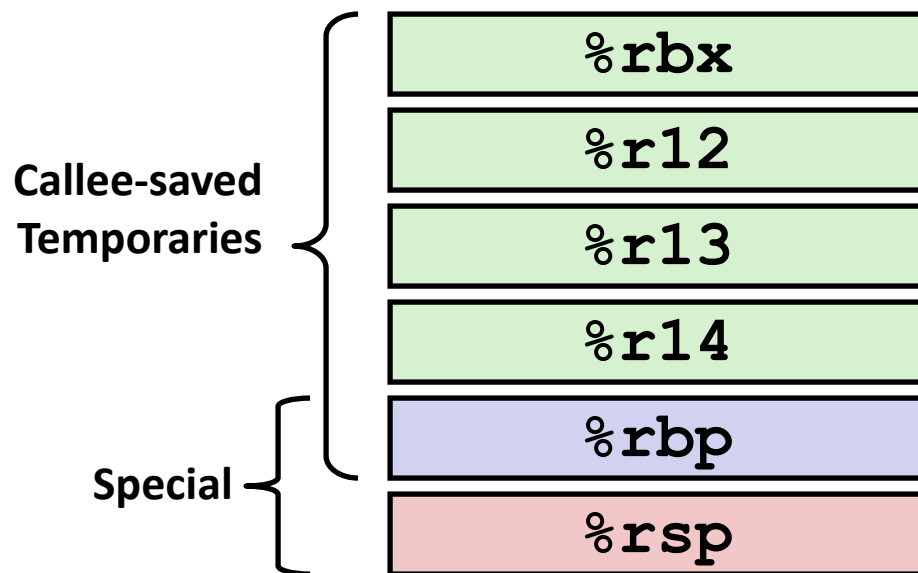
- Callee-saved
- Callee must save & restore

■ `%rbp`

- Callee-saved
- Callee must save & restore
- May be used as frame pointer
- Compiler decides use of `rbp`

■ `%rsp`

- Special form of callee save
- Restored to original value upon exit from procedure



Quiz Time!

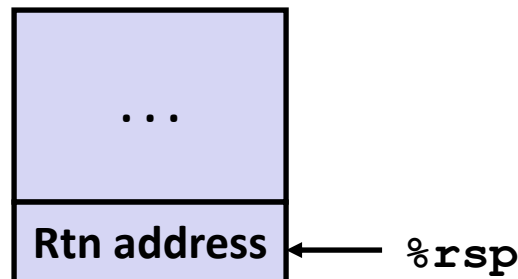
Check out:

<https://canvas.cmu.edu/courses/10968>

Callee-Saved Example #1

```
long call_incr2(long x) {  
    long v1 = 15213;  
    long v2 = incr(&v1, 3000);  
    return x+v2;  
}
```

Initial Stack Structure



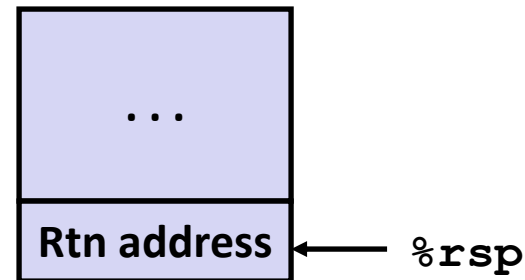
- X comes in register `%rdi`.
- We need `%rdi` for the call to `incr`.
- Where should be put `x`, so we can use it after the call to `incr`?

Callee-Saved Example #2

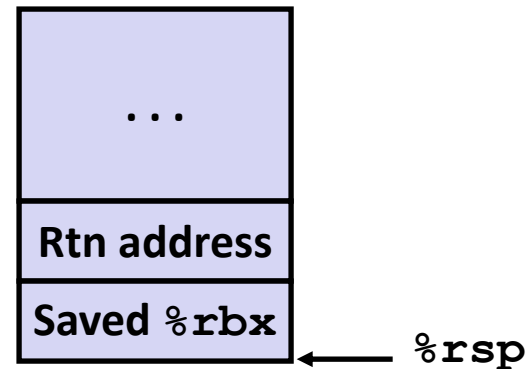
```
long call_incr2(long x) {
    long v1 = 15213;
    long v2 = incr(&v1, 3000);
    return x+v2;
}
```

```
call_incr2:
    pushq    %rbx
    subq    $16, %rsp
    movq    %rdi, %rbx
    movq    $15213, 8(%rsp)
    movl    $3000, %esi
    leaq    8(%rsp), %rdi
    call    incr
    addq    %rbx, %rax
    addq    $16, %rsp
    popq    %rbx
    ret
```

Initial Stack Structure



Resulting Stack Structure

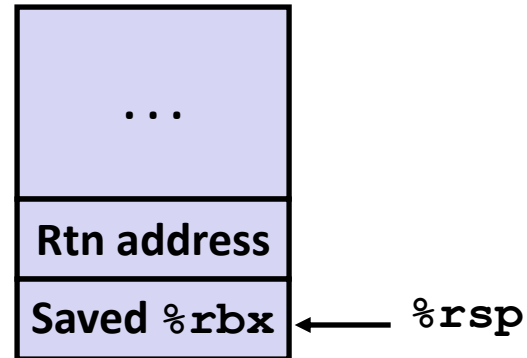


Callee-Saved Example #3

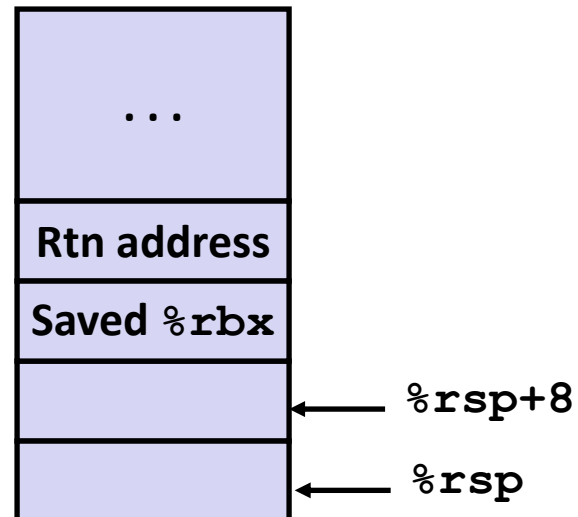
```
long call_incr2(long x) {
    long v1 = 15213;
    long v2 = incr(&v1, 3000);
    return x+v2;
}
```

```
call_incr2:
    pushq    %rbx
    subq    $16, %rsp
    movq    %rdi, %rbx
    movq    $15213, 8(%rsp)
    movl    $3000, %esi
    leaq    8(%rsp), %rdi
    call    incr
    addq    %rbx, %rax
    addq    $16, %rsp
    popq    %rbx
    ret
```

Initial Stack Structure



Resulting Stack Structure

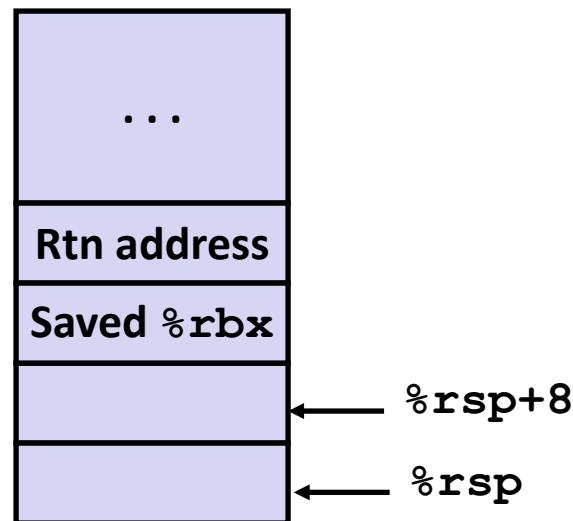


Callee-Saved Example #4

```
long call_incr2(long x) {
    long v1 = 15213;
    long v2 = incr(&v1, 3000);
    return x+v2;
}
```

```
call_incr2:
    pushq    %rbx
    subq    $16, %rsp
    movq    %rdi, %rbx
    movq    $15213, 8(%rsp)
    movl    $3000, %esi
    leaq    8(%rsp), %rdi
    call    incr
    addq    %rbx, %rax
    addq    $16, %rsp
    popq    %rbx
    ret
```

Stack Structure



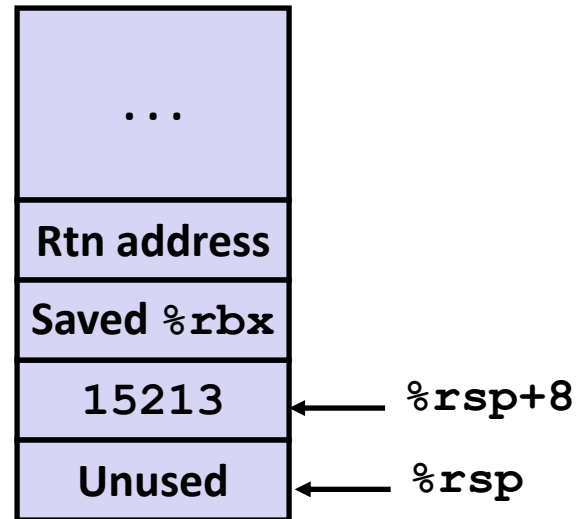
- **x** is saved in **%rbx**, a callee saved register

Callee-Saved Example #5

```
long call_incr2(long x) {
    long v1 = 15213;
    long v2 = incr(&v1, 3000);
    return x+v2;
}
```

```
call_incr2:
    pushq    %rbx
    subq    $16, %rsp
    movq    %rdi, %rbx
    movq    $15213, 8(%rsp)
    movl    $3000, %esi
    leaq    8(%rsp), %rdi
    call    incr
    addq    %rbx, %rax
    addq    $16, %rsp
    popq    %rbx
    ret
```

Stack Structure



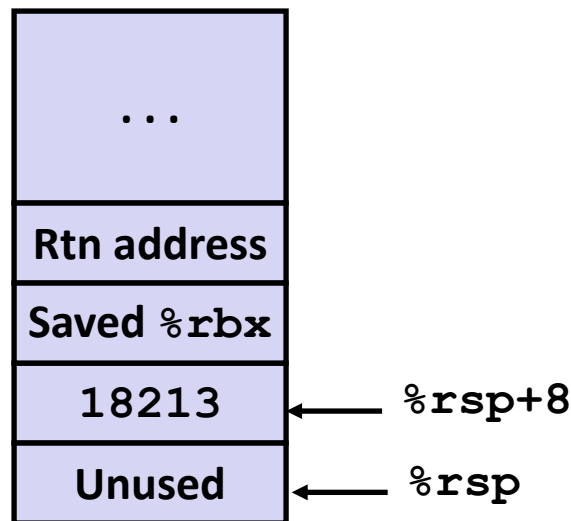
- **x** is saved in **%rbx**, a callee saved register

Callee-Saved Example #6

```
long call_incr2(long x) {
    long v1 = 15213;
    long v2 = incr(&v1, 3000);
    return x+v2;
}
```

```
call_incr2:
    pushq    %rbx
    subq    $16, %rsp
    movq    %rdi, %rbx
    movq    $15213, 8(%rsp)
    movl    $3000, %esi
    leaq    8(%rsp), %rdi
    call    incr
    addq    %rbx, %rax
    addq    $16, %rsp
    popq    %rbx
    ret
```

Stack Structure



Upon return from incr:

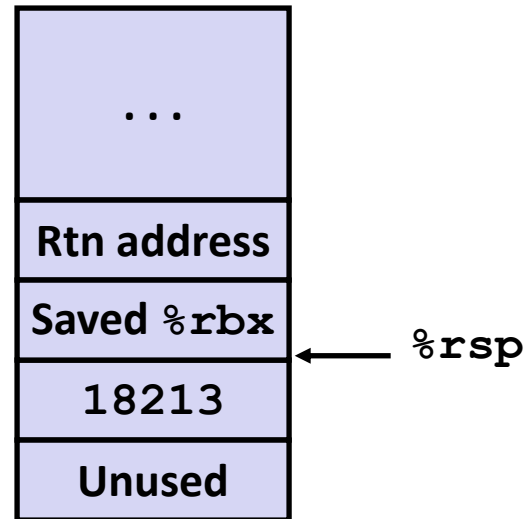
- **x** safe in **%rbx**
- Return val **v2** in **%rax**
- Compute **x+v2**:
addq %rbx, %rax

Callee-Saved Example #7

```
long call_incr2(long x) {
    long v1 = 15213;
    long v2 = incr(&v1, 3000);
    return x+v2;
}
```

```
call_incr2:
    pushq    %rbx
    subq    $16, %rsp
    movq    %rdi, %rbx
    movq    $15213, 8(%rsp)
    movl    $3000, %esi
    leaq    8(%rsp), %rdi
    call    incr
    addq    %rbx, %rax
    addq    $16, %rsp
    popq    %rbx
    ret
```

Stack Structure



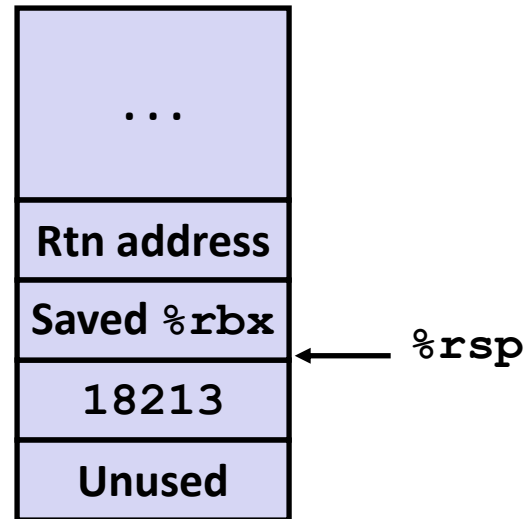
- Return result in **%rax**

Callee-Saved Example #8

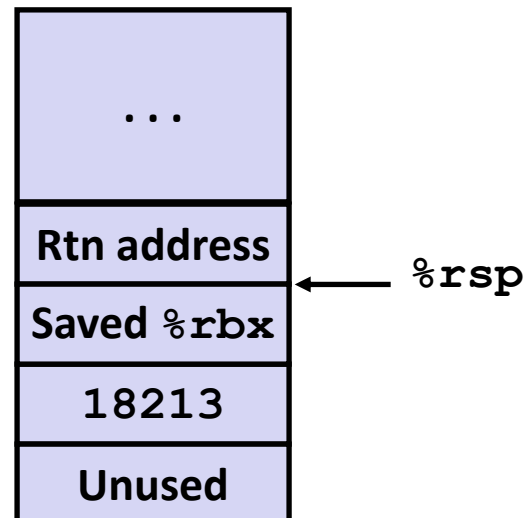
```
long call_incr2(long x) {
    long v1 = 15213;
    long v2 = incr(&v1, 3000);
    return x+v2;
}
```

```
call_incr2:
    pushq    %rbx
    subq    $16, %rsp
    movq    %rdi, %rbx
    movq    $15213, 8(%rsp)
    movl    $3000, %esi
    leaq    8(%rsp), %rdi
    call    incr
    addq    %rbx, %rax
    addq    $16, %rsp
    popq    %rbx
    ret
```

Initial Stack Structure



final Stack Structure



Today

■ Procedures

- Mechanisms
- Stack Structure
- Calling Conventions
 - Passing control
 - Passing data
 - Managing local data
- **Illustration of Recursion**

Recursive Function

```
/* Recursive popcount */
long pcount_r(unsigned long x) {
    if (x == 0)
        return 0;
    else
        return (x & 1)
            + pcount_r(x >> 1);
}
```

```
pcount_r:
    movl    $0, %eax
    testq   %rdi, %rdi
    je     .L6
    pushq   %rbx
    movq    %rdi, %rbx
    andl    $1, %ebx
    shrq    %rdi
    call    pcount_r
    addq    %rbx, %rax
    popq    %rbx
.L6:
    rep; ret
```

Recursive Function Terminal Case

```

/* Recursive popcount */
long pcount_r(unsigned long x) {
    if (x == 0)
        return 0;
    else
        return (x & 1)
            + pcount_r(x >> 1);
}

```

```

pcount_r:
    movl    $0, %eax
    testq   %rdi, %rdi
    je      .L6
    pushq   %rbx
    movq    %rdi, %rbx
    andl    $1, %ebx
    shrq    %rdi
    call    pcount_r
    addq    %rbx, %rax
    popq    %rbx
.L6:
    rep; ret

```

Register	Use(s)	Type
%rdi	x	Argument
%rax	Return value	Return value

Recursive Function Register Save

```

/* Recursive popcount */
long pcount_r(unsigned long x) {
    if (x == 0)
        return 0;
    else
        return (x & 1)
            + pcount_r(x >> 1);
}

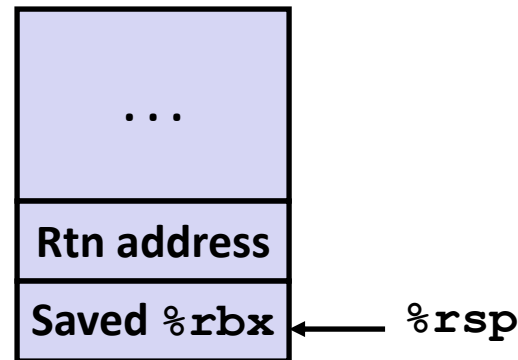
```

```

pcount_r:
    movl    $0, %eax
    testq   %rdi, %rdi
    je     .L6
    pushq   %rbx
    movq   %rdi, %rbx
    andl   $1, %ebx
    shrq   %rdi
    call   pcount_r
    addq   %rbx, %rax
    popq   %rbx
.L6:
    rep; ret

```

Register	Use(s)	Type
%rdi	x	Argument



Recursive Function Call Setup

```

/* Recursive popcount */
long pcount_r(unsigned long x) {
    if (x == 0)
        return 0;
    else
        return (x & 1)
            + pcount_r(x >> 1);
}

```

```

pcount_r:
    movl    $0, %eax
    testq   %rdi, %rdi
    je      .L6
    pushq   %rbx
    movq    %rdi, %rbx
    andl    $1, %ebx
    shrq    %rdi
    call    pcount_r
    addq    %rbx, %rax
    popq    %rbx
.L6:
    rep; ret

```

Register	Use(s)	Type
%rdi	x >> 1	Recursive argument
%rbx	x & 1	Callee-saved

Recursive Function Call

```

/* Recursive popcount */
long pcount_r(unsigned long x) {
    if (x == 0)
        return 0;
    else
        return (x & 1)
            + pcount_r(x >> 1);
}

```

```

pcount_r:
    movl    $0, %eax
    testq  %rdi, %rdi
    je     .L6
    pushq  %rbx
    movq   %rdi, %rbx
    andl   $1, %ebx
    shrq   %rdi
    call   pcount_r
    addq   %rbx, %rax
    popq   %rbx
.L6:
    rep; ret

```

Register	Use(s)	Type
<code>%rbx</code>	<code>x & 1</code>	Callee-saved
<code>%rax</code>	Recursive call return value	

Recursive Function Result

```

/* Recursive popcount */
long pcount_r(unsigned long x) {
    if (x == 0)
        return 0;
    else
        return (x & 1)
            + pcount_r(x >> 1);
}

```

```

pcount_r:
    movl    $0, %eax
    testq   %rdi, %rdi
    je     .L6
    pushq   %rbx
    movq    %rdi, %rbx
    andl    $1, %ebx
    shrq    %rdi
    call    pcount_r
    addq    %rbx, %rax
    popq    %rbx
.L6:
    rep; ret

```

Register	Use(s)	Type
%rbx	x & 1	Callee-saved
%rax	Return value	

Recursive Function Completion

```

/* Recursive popcount */
long pcount_r(unsigned long x) {
    if (x == 0)
        return 0;
    else
        return (x & 1)
            + pcount_r(x >> 1);
}

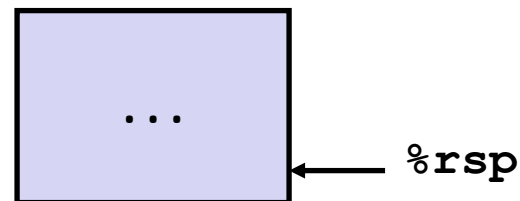
```

```

pcount_r:
    movl    $0, %eax
    testq   %rdi, %rdi
    je      .L6
    pushq   %rbx
    movq    %rdi, %rbx
    andl    $1, %ebx
    shrq    %rdi
    call    pcount_r
    addq    %rbx, %rax
    popq    %rbx
.L6:
    rep; ret

```

Register	Use(s)	Type
%rax	Return value	Return value



Observations About Recursion

■ Handled Without Special Consideration

- Stack frames mean that each function call has private storage
 - Saved registers & local variables
 - Saved return pointer
- Register saving conventions prevent one function call from corrupting another's data
 - Unless the C code explicitly does so (e.g., buffer overflow in Lecture 9)
- Stack discipline follows call / return pattern
 - If P calls Q, then Q returns before P
 - Last-In, First-Out

■ Also works for mutual recursion

- P calls Q; Q calls P

x86-64 Procedure Summary

■ Important Points

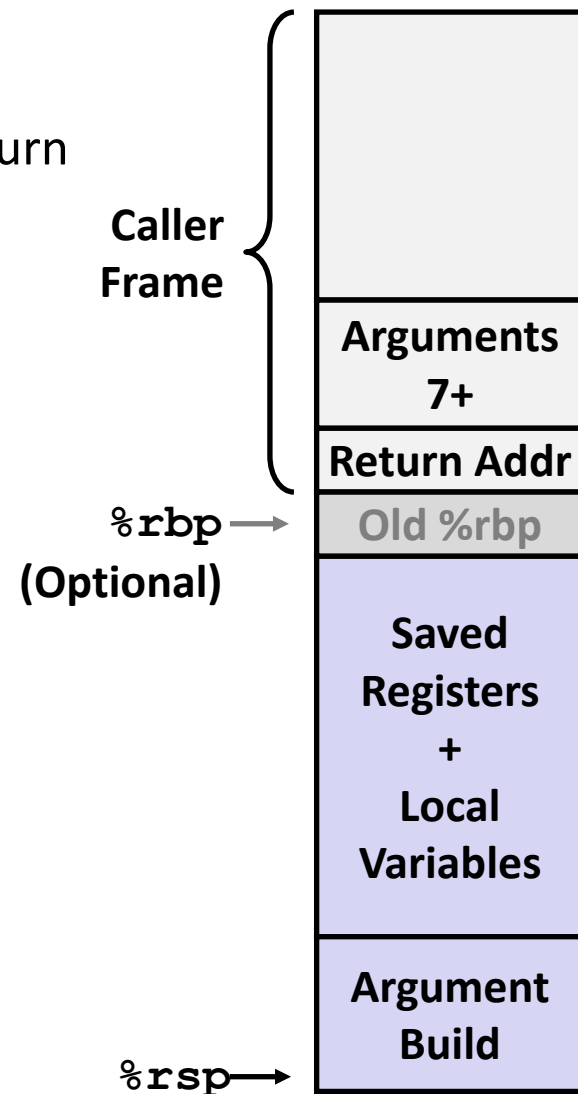
- Stack is the right data structure for procedure call/return
 - If P calls Q, then Q returns before P

■ Recursion (& mutual recursion) handled by normal calling conventions

- Can safely store values in local stack frame and in callee-saved registers
- Put function arguments at top of stack
- Result return in `%rax`

■ Pointers are addresses of values

- On stack or global



Small Exercise

```

long add5(long b0, long b1, long b2, long b3, long b4) {
    return b0+b1+b2+b3+b4;
}

long add10(long a0, long a1, long a2, long a3, long a4, long a5,
           long a6, long a7, long a8, long a9) {
    return add5(a0, a1, a2, a3, a4)+
           add5(a5, a6, a7, a8, a9);
}

```

- Where are a0,..., a9 passed?
rdi, rsi, rdx, rcx, r8, r9, stack
- Where are b0,..., b4 passed?
rdi, rsi, rdx, rcx, r8
- Which registers do we need to save?
Ill-posed question. Need assembly.

