

DIVERSITY BY THE NUMBERS

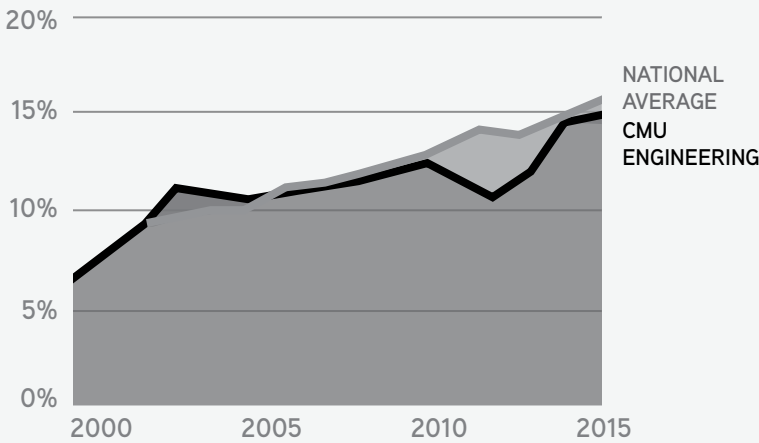
15% OF THE COLLEGE'S FACULTY ARE **WOMEN**
2015 DATA

LOWER THAN THE NATIONAL AVERAGE (16%)



WOMEN IN ENGINEERING

PERCENT OF TENURE STREAM FACULTY



SOURCE: AMERICAN SOCIETY OF ENGINEERING EDUCATION

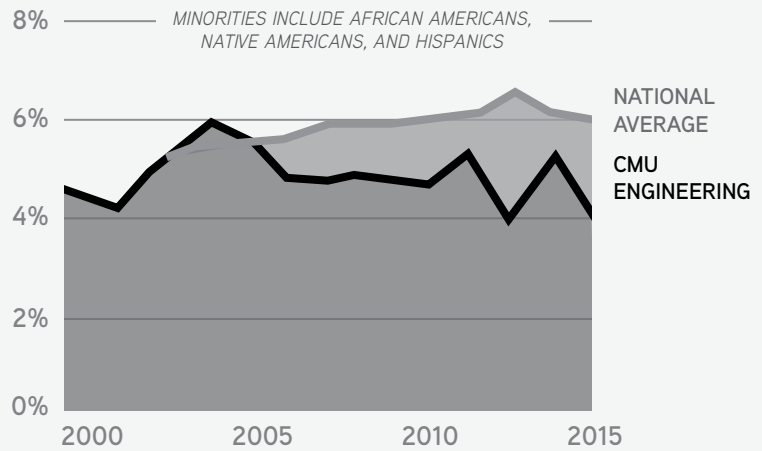
4% OF THE COLLEGE'S FACULTY ARE **MINORITIES**
2015 DATA

LOWER THAN THE NATIONAL AVERAGE (6%)



MINORITIES IN ENGINEERING

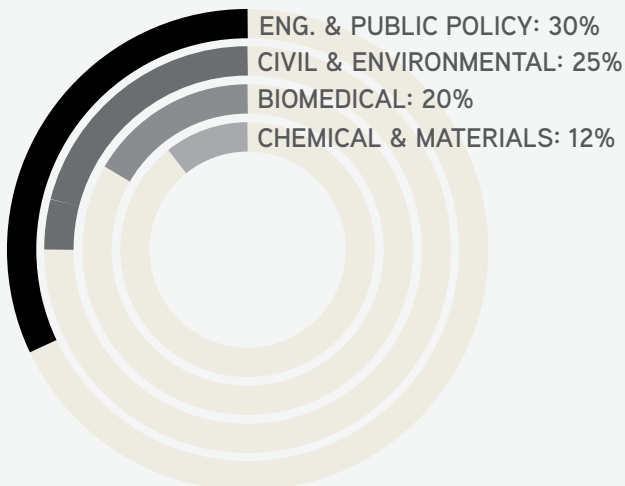
PERCENT OF TENURE STREAM FACULTY



SOURCE: AMERICAN SOCIETY OF ENGINEERING EDUCATION

PERCENT FEMALE FACULTY

TOP ENGINEERING DEPARTMENTS, FALL 2015



PERCENT MINORITY FACULTY

TOP ENGINEERING DEPARTMENTS, FALL 2015

