

DIVERSITY BY THE NUMBERS

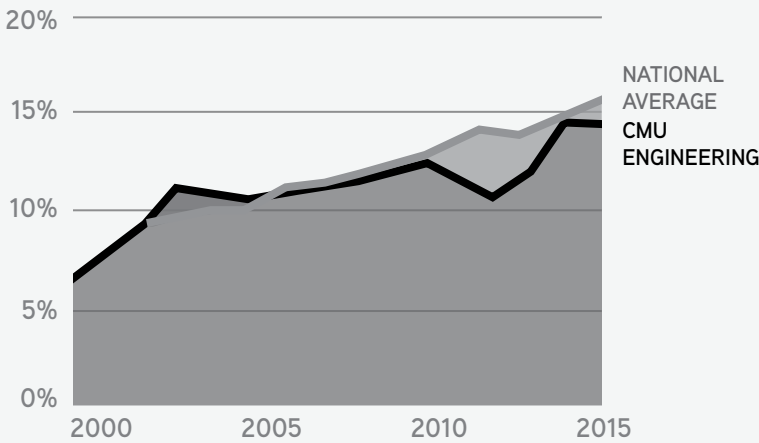
14% OF THE COLLEGE'S FACULTY ARE **WOMEN**
2014 DATA

LOWER THAN THE NATIONAL AVERAGE (15%)



FEMALE ENGINEERING FACULTY

PERCENT OF TENURE STREAM FACULTY



SOURCE: AMERICAN SOCIETY OF ENGINEERING EDUCATION

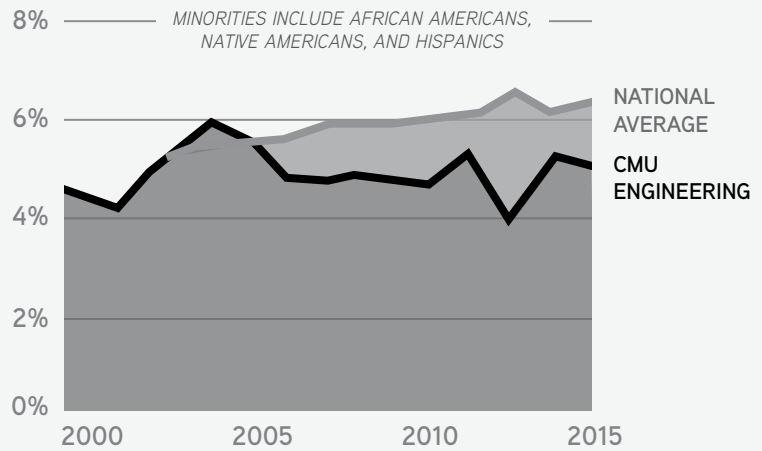
5% OF THE COLLEGE'S FACULTY ARE **MINORITIES**
2014 DATA

LOWER THAN THE NATIONAL AVERAGE (6%)



MINORITY ENGINEERING FACULTY

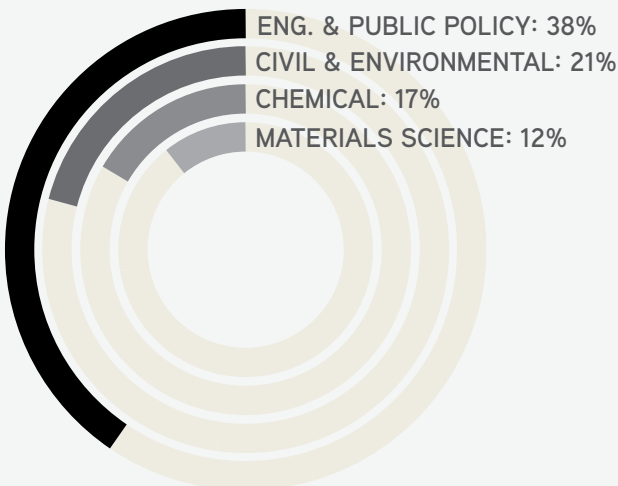
PERCENT OF TENURE STREAM FACULTY



SOURCE: AMERICAN SOCIETY OF ENGINEERING EDUCATION

PERCENT FEMALE FACULTY

TOP ENGINEERING DEPARTMENTS, FALL 2014



PERCENT MINORITY FACULTY

TOP ENGINEERING DEPARTMENTS, FALL 2014

