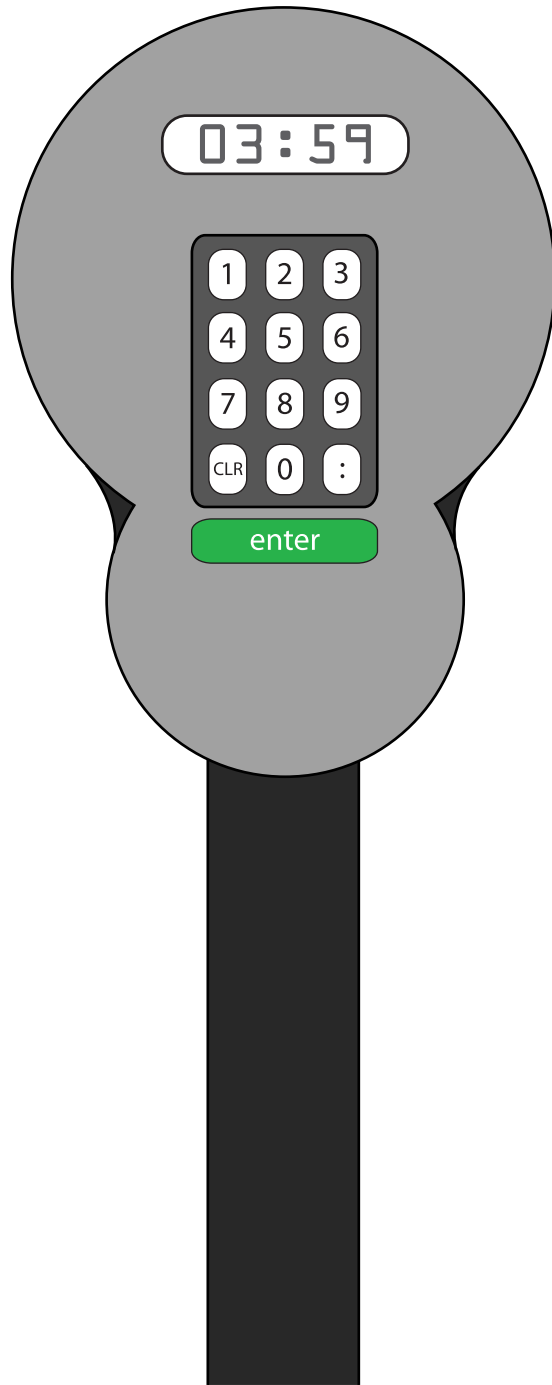


Interaction Widget: The Parking Meter

by Nick Canilang



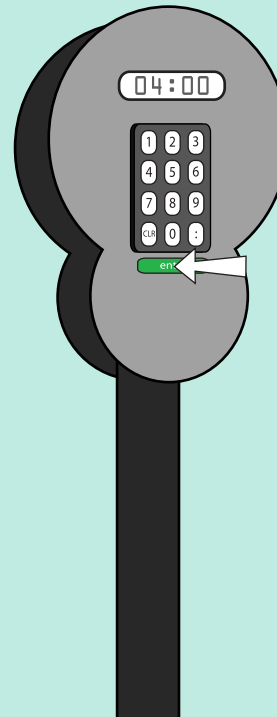
Using this newly designed parking meter provides the user with more flexibility, comfort, and control. The addition of the number keypad allows the user to enter an exact amount of time desired, unlike previous parking meter designs where users were given a specific number of minutes per quarter inserted. The number keypad breaks away from those constraints and supplies each user with greater time control and eliminates the frustrating burden of having to carry/find quarters before parking.

Replacing the usage of quarters for parking meters is "The Meter Card". It is a compact, light, and easily carried card that inserts into the parking meter once the desired amount of time has been entered. "The Meter Card" can be refilled, should the card run out of money.

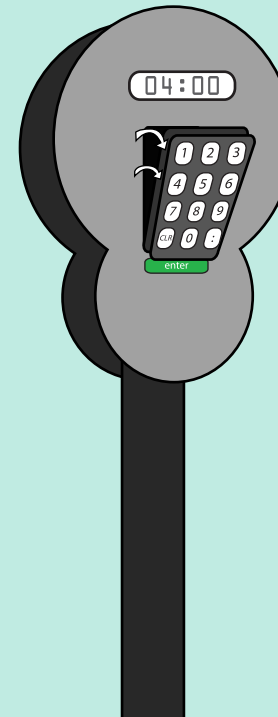
Related Widgets:

- NYC MetroCard Bus Machines
- ATM Bank Machines
- Laundry Machine Cards

1. Input Time on Keypad. After time has been correctly inputted, press ENTER button.



2. After pressing ENTER button, Keypad front will open.



3. Insert Meter Card in the open card slot behind the keypad. Keypad will automatically shut after card has been charged.

