

# Architecture, Design & Composition Studio

Fall 2007, CMU, Arch #48-200, M/W/F 1:30-4:20  
Class Website: [www.andrew.cmu.edu/course/48-200](http://www.andrew.cmu.edu/course/48-200)

Coordinator: Kai Gutschow  
Email: [gutschow@cmu.edu](mailto:gutschow@cmu.edu)  
Off. Hr: M/W 12:30-1:30pm & by appt. in MM202

(7/24/07)

## 48-200 BUILDING STUDIES - SUMMER 2007

### MINDSET

The single most important source, and tool, for learning about architecture, is architecture. Experiencing buildings in person, and over an extended period of time, remains the best way to understand the complex art we call architecture. When travel is not possible, acquiring understanding and appreciation through drawings, photos, and text becomes an essential skill for all architects.

The goal of this assignment is to build on your analysis skills from 1<sup>st</sup> year, and to help prepare you for the upcoming 2<sup>nd</sup> year "Composition" studio by expanding your exposure to significant works of modern architecture. See it as a tool to help you become a better architect. Your mission is to discover and expose the underlying compositional intentions and resultant experiences of assigned buildings so that they become part of a "visual library" of examples to learn from. This exercise is concerned with the HOW and WHY of architecture, leading to discussions on "WHAT is architecture?" A successful resolution will require intense curiosity, creative thinking, critical understanding, and above all a passion for "seeing" (not just looking at) architecture.

### YOUR WORK & PROCESS

Research the three modern architects listed on the next page, and select five buildings according to the directions provided. Then use any resources you can locate about your buildings, including internet, library, and bookstores, and take LOTS of (visual) notes in the form of sketches (avoid words).

Think about, analyze, and seek to understand the design and composition of these building "specimens." This process takes time, effort, and focus. Search for "systems" and compositional "principles" in order to discover the architectural "language," and the arrangement of important architectural elements and spaces. Look for issues of geometry, site, orientation, enclosure, approach, circulation, light, materials rhythms, and all the aspects and elements of form, space, and architecture that you explored in the 1<sup>st</sup> year. Then go beyond your 1<sup>st</sup> year precedent study of spatial experience and flows, by focusing on the materiality of the architecture that creates spaces and experiences. Investigate your buildings at different scales, from construction details and materials, to major axes and context. Imagine yourself walking up to and through the building, and how your senses would be stimulated.

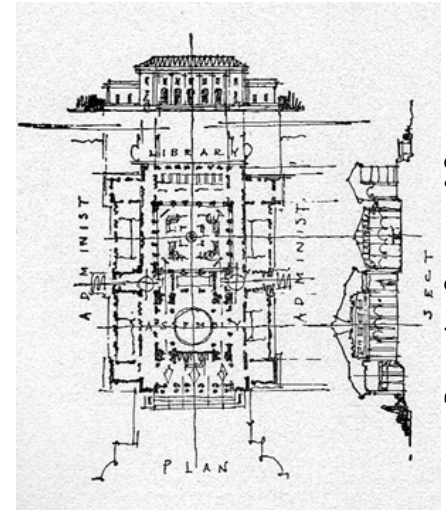
Sketch the architecture, diagram the major ideas, draw elements and transitions. Relate these to smaller building components, connections, and details. Compare buildings by the same architect, and seek to find underlying design principles. Seek to understand *WHAT* the architect intended with the overall design and each detail, and *WHY* the architect "composed" it that way.

### ASSIGNMENT: DUE: Mon. Aug. 27, 2006

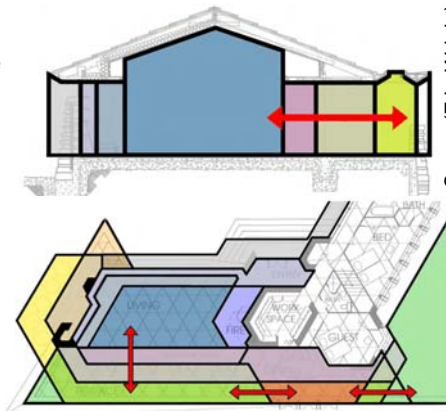
Find the best and most appropriate way of representing the unique composition and architectural intent underlying your 5 buildings. Using a soft but sharp wood pencil, create *freehand, but precise* drawings of the main *plan(s)*, major *section(s)*, principle *elements*, and ingenious *details*, and how they relate to each other. Avoid simple "views" or "perspectives"; choose instead a variety of architectural drawings of the physical elements of the architecture, and how they go together. Feel free to borrow from any photos, existing drawings or analytical diagrams you can find that present the most significant design qualities of each building; or create your own interpretations, being sure your representation reinforces the ideas.

Then carefully select, edit, and *compose* the most important drawings (plan & section req'd) of each building on a separate, landscape-oriented, 8.5"x11" paper. If necessary, draw at a larger scale, and then xerox reduce to the proper size. Create a cover sheet with your name, scan all six pages (5 buildings + cover), and create a medium resolution pdf file, to be submitted via the studio's Blackboard system when classes begin. Then staple the 6 originals, and submit to the 2nd year coordinator.

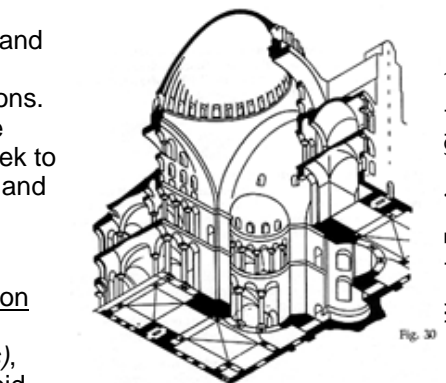
... cont'd next page...



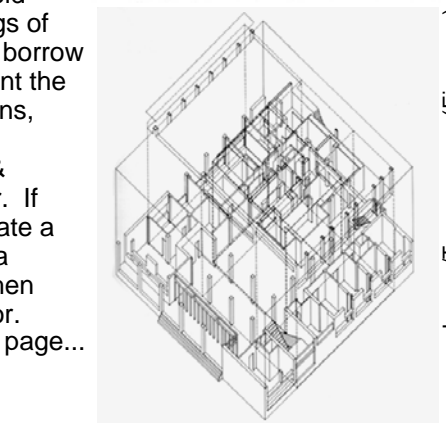
Beaux-Arts Symmetry & Space



Space (F.L. Wright)



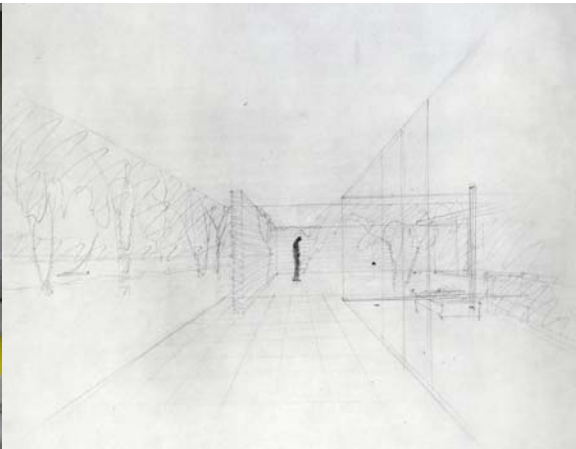
Worm's Eye Axo (Choissy)



Layers/Transparency (Eisenman)

Study all four buildings by the architect assigned to your last name below, then select three buildings to analyze in depth. In addition, select one building from each of the other two architects listed below. This should lead to a total of FIVE buildings to research, analyze, and draw according to the directions on the previous page.

	<u>Architect</u>	<u>Building Name</u>	<u>Location</u>	<u>Date</u>
<b>Students with last names A-G</b>	Kahn, Louis	Trenton Bath House	Trenton, NJ	1954-59
		Richard's Medical Center	Philadelphia, PA	1957-61
		Kimball Art Museum	Fort Worth, TX	1967-72
		Exeter Library	Exeter, NH	1967-72
<b>Students with last names H-M</b>	Le Corbusier (C.E. Jeanneret)	Villa Savoye	Poissy, France	1931
		Museum (Sanskar Kendra)	Ahmedabad, India	1953
		Millowner's Association	Ahmedabad, India	1951
		Villa Sarabhai, Ahmedabad OR Maisons Jaoul, Paris	Maisons Jaoul, Paris	1953
<b>Students with last names N-Z</b>	Mies van der Rohe, Ludwig	Weissenhof Apartments	Stuttgart, Germany	1927
		Barcelona Pavilion	Barcelona, Spain	1929
		Lake Shore Drive Apts.	Chicago, IL	1948-51
		New National Gallery	Berlin, Germany	1962-68



### **BOOKS / BIBLIOGRAPHY / RESOURCES:**

You should gather information from multiple reputable sources; no one source will have all the different kinds of information you need to “know” your building. As an aspiring architect, you should also begin to get in the habit of reading about, and collecting resources about architects and buildings that inspire you. It is thus highly recommended that you purchase three small books on these architects in the “Basic Architecture” series by Taschen (available at bookstores & online for less than \$10 each, [www.amazon.com](http://www.amazon.com); [www.bn.com](http://www.bn.com); [www.taschen.com](http://www.taschen.com); [www.bookfinder.com](http://www.bookfinder.com)):

- 1) Rosa, J. Louis Kahn: Enlightened Space
- 2) Cohen, J.L. Le Corbusier: the Lyricism of Arch.
- 3) Zimmerman, C. Mies van der Rohe: Structure of Space

In addition, look for the following good sources on your architect at your local library:

- McCarter, R. Louis I. Kahn (2005)
- Gast, Louis Kahn: the Idea of Order (1998)
- Le Corbusier, Oeuvre Complete (8 vols).
- Curtis, W. Le Corbusier: Ideas & Forms (1986)
- Gast, Le Corbusier: Paris - Chandigarh (2000)
- Lambert: Mies in America (2001)
- Bergdoll & Riley, Mies in Berlin (2001)
- books by W. Blaser on Mies v.d. Rohe

As well as books on architectural analysis more generally:

- Clark, R., Precedents in Architecture 3<sup>rd</sup> ed. (2005)
- Weston, R., Key Buildings of the Twentieth Century (2005)
- Baker, Design Strategies in Architecture (1996)
- Curtis, W. Modern Architecture since 1900 3<sup>rd</sup> ed. (1996)
- Dunster, D. Key Buildings of the Twentieth Century. 2 vols. (1990)
- Frampton, K. & Y. Futagawa. Modern Architecture 1851-1945 (1983)
- Haraguchi, H. A Comparative Analysis of 20th-Century Houses. (1989)
- Leupen, B., et al. Design and Analysis (1997)
- McCarter, R. On & By F.L. Wright. A Primer on Arch'l Principles (2005)
- Meiss, P.v. Elements of Architecture (1990)
- Unwin, S. Analyzing Architecture (1997, 2003)
- Ching, Fr. Architecture: Form, Space, Order (1996) (**Studio Textbook**)

### **STUDIO WEBSITES:**

- [www.andrew.cmu.edu/course/48-200/](http://www.andrew.cmu.edu/course/48-200/)
- [www.library.cmu.edu/Research/Arts/Architecture/48-200.html](http://www.library.cmu.edu/Research/Arts/Architecture/48-200.html)

### **48-200 FIELD TRIP** (required):

Proposed: Sept. 21-23, to Ohio or Chicago, \$150-\$250